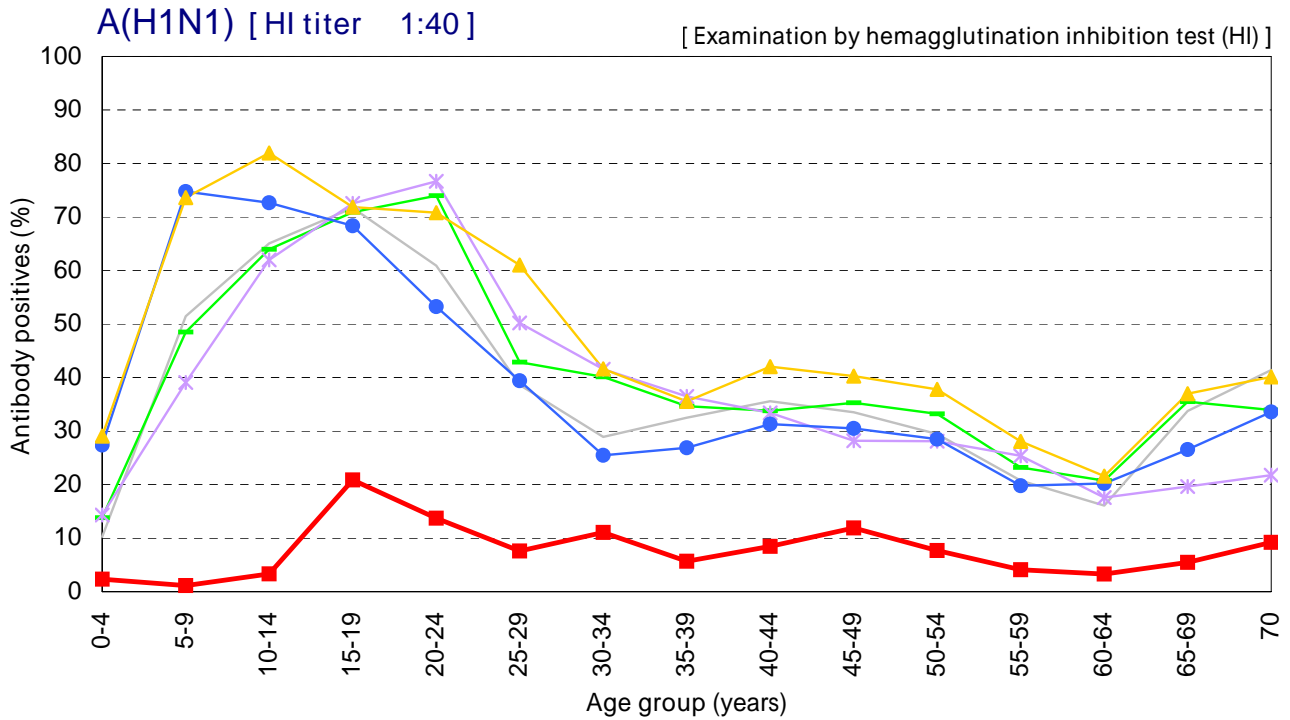


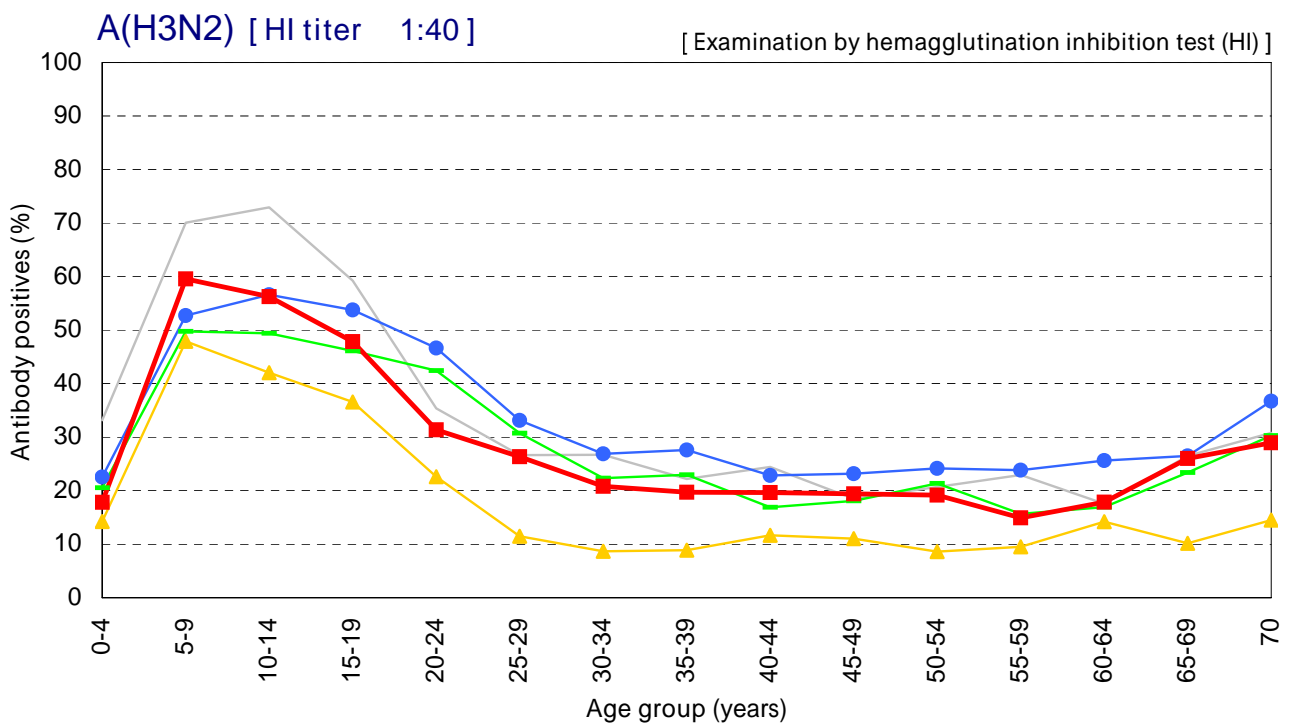
# Age distribution of influenza HI antibody positives in Japan, 2005 ~ 2009

- National Epidemiological Surveillance of Vaccine-Preventable Diseases, 2009 -



Year : Virus strain for examination

- 2005 : A/New Caledonia/20/99 [n=7460]
- 2006 : A/New Caledonia/20/99 [n=6449]
- 2007 : A/Solomon Islands/3/2006 [n=6787]
- 2008 : A/Brisbane/59/2007 [n=6679]
- 2009 : A/California/7/2009(H1N1)pdm09 [n=6539]

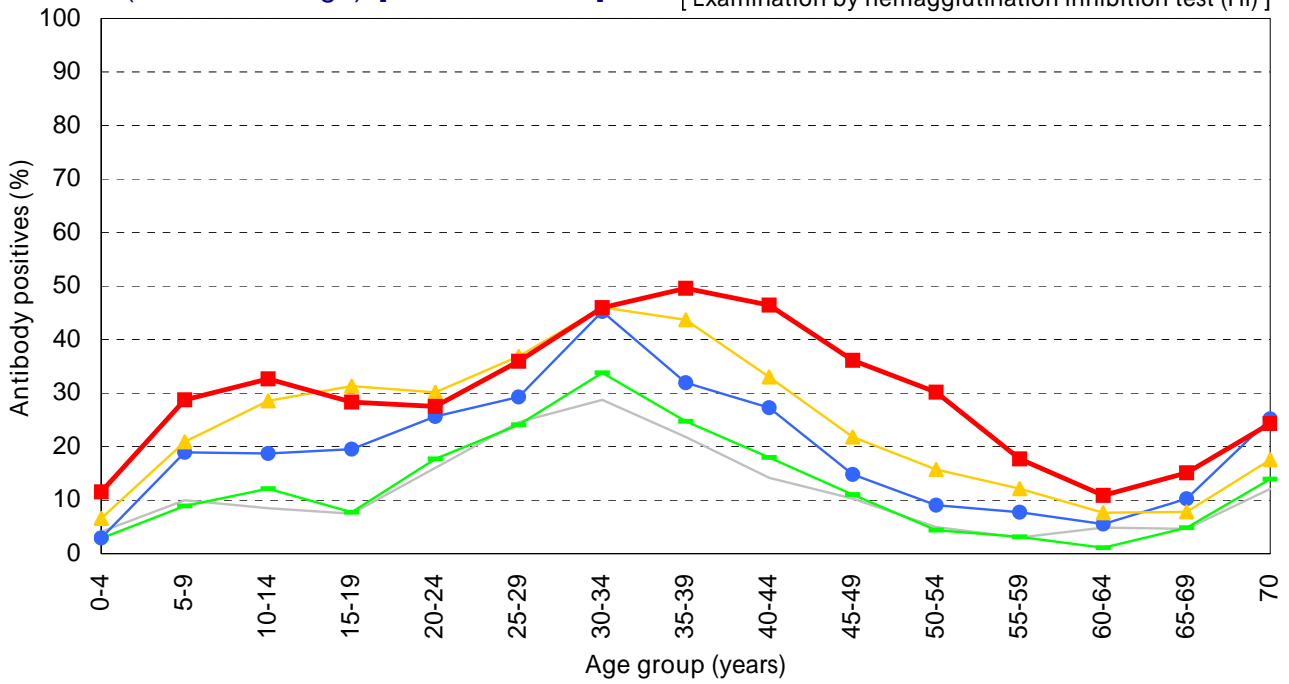


Year : Virus strain for examination

- 2005 : A/New York/55/2004 [n=7460]
- 2006 : A/Hiroshima/52/2005 [n=6449]
- 2007 : A/Hiroshima/52/2005 [n=6787]
- 2008 : A/Uruguay/716/2007 [n=6679]
- 2009 : A/Uruguay/716/2007 [n=6539]

**B (Victoria lineage) [ HI titer 1:40 ]**

[ Examination by hemagglutination inhibition test (HI) ]

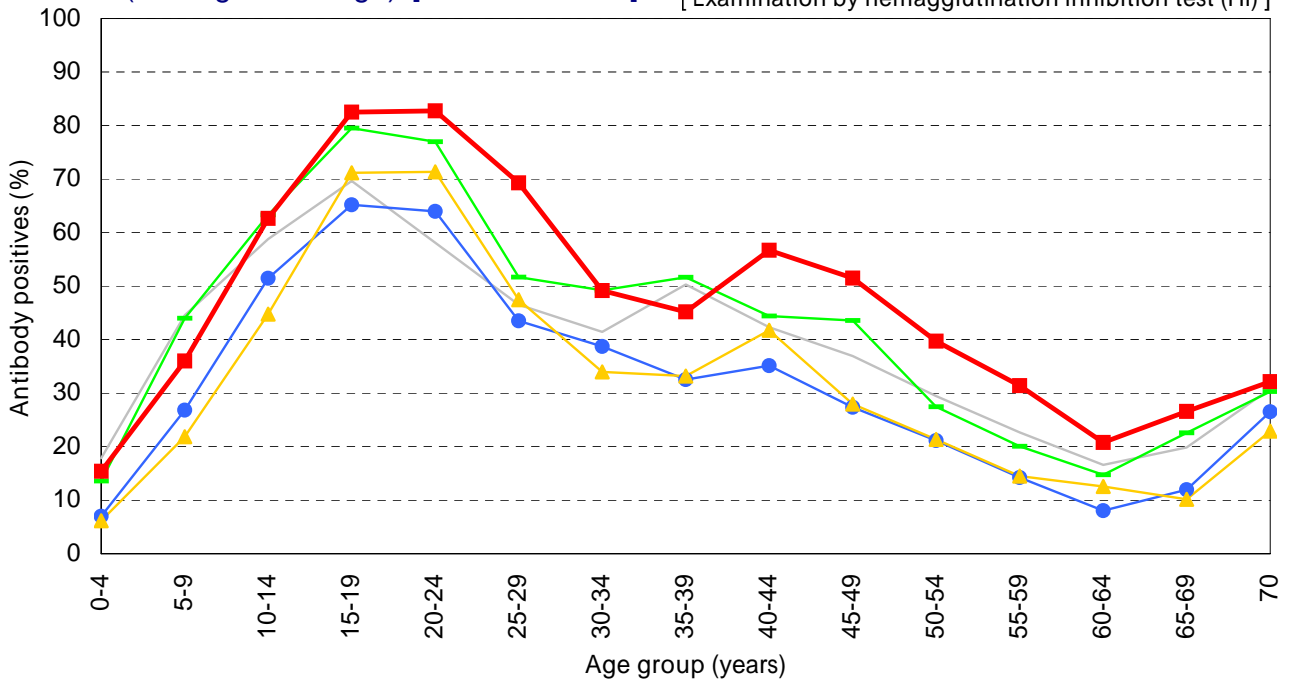


Year : Virus strain for examination

- 2005 : B/Hawaii/13/2004 [n=7460]
- 2006 : B/Malaysia/2506/2004 [n=6449]
- 2007 : B/Malaysia/2506/2004 [n=6787]
- 2008 : B/Malaysia/2506/2004 [n=6679]
- 2009 : B/Brisbane/60/2008 [n=6301]

**B (Yamagata lineage) [ HI titer 1:40 ]**

[ Examination by hemagglutination inhibition test (HI) ]



Year : Virus strain for examination

- 2005 : B/Shanghai/361/2002 [n=7460]
- 2006 : B/Shanghai/361/2002 [n=6449]
- 2007 : B/Florida/7/2004 [n=6787]
- 2008 : B/Florida/4/2006 [n=6679]
- 2009 : B/Florida/4/2006 [n=6293]