

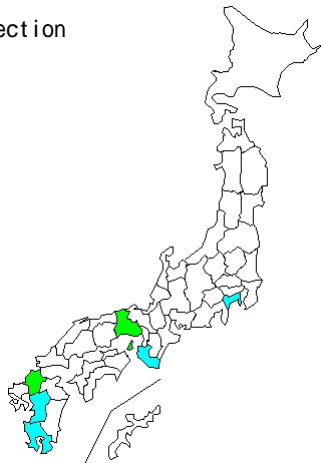
Isolation/detection of influenza virus A(H3) by prefecture, 2018/19

(Infectious Agents Surveillance Report: Data based on the reports received before August 30, 2019 from public health institutes)

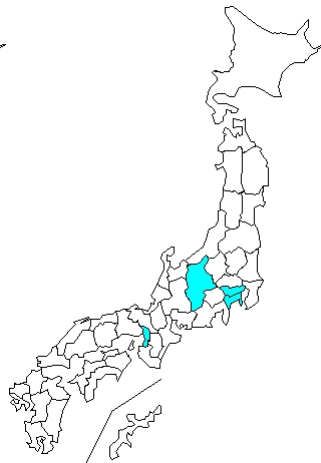


Infectious Agents Surveillance Report

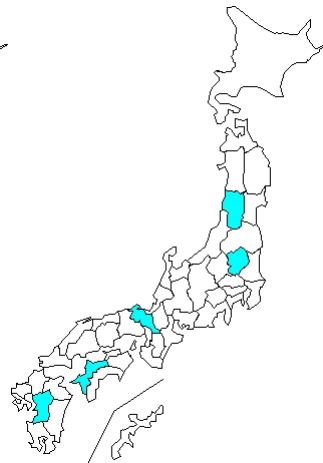
Reports of detection



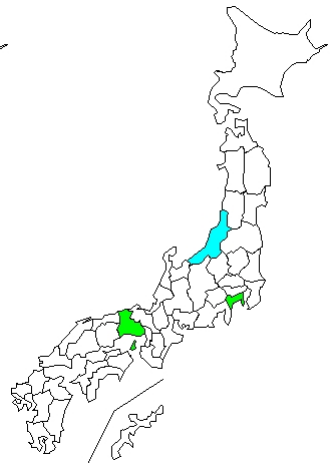
36W
(09/03-09/09)
8 cases



37W
(09/10-09/16)
4 cases

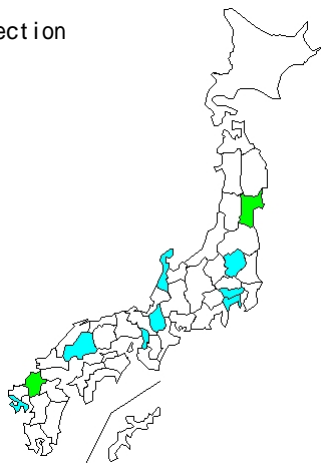


38W
(09/17-09/23)
5 cases

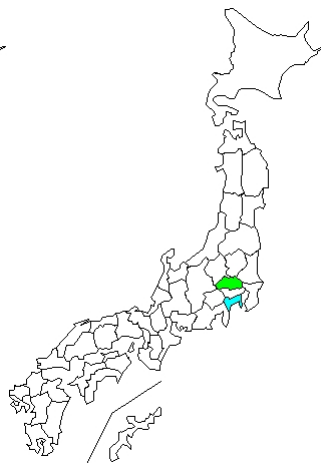


39W
(09/24-09/30)
7 cases

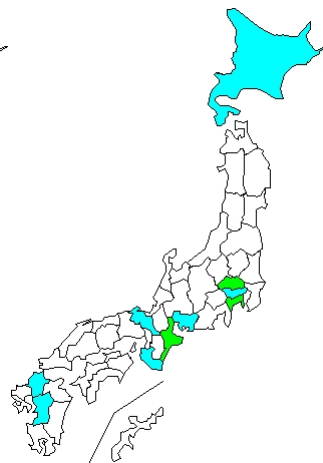
Reports of detection



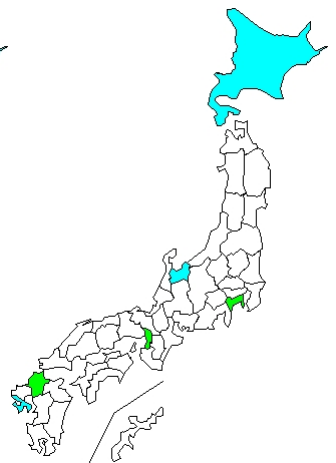
40W
(10/01-10/07)
12 cases



41W
(10/08-10/14)
3 cases

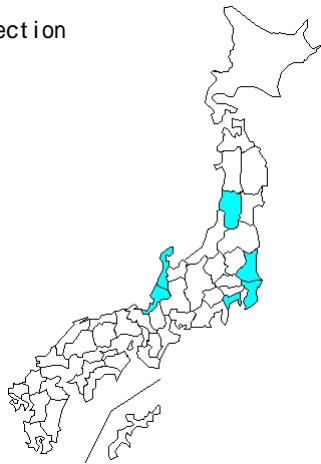


42W
(10/15-10/21)
14 cases

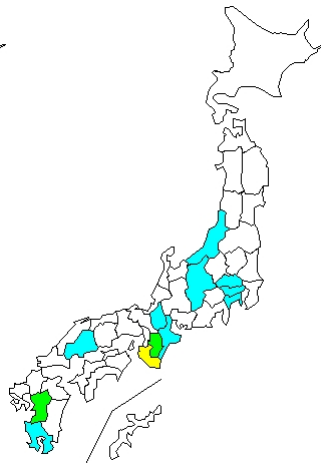


43W
(10/22-10/28)
10 cases

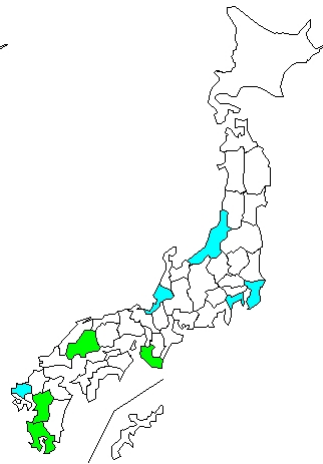
Reports of detection



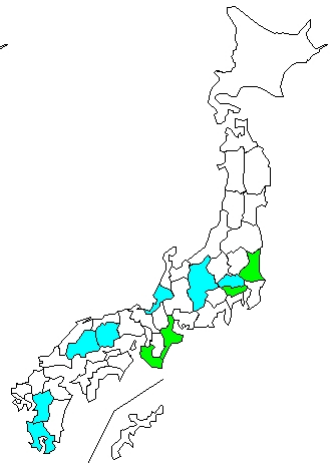
44W
(10/29-11/04)
6 cases



45W
(11/05-11/11)
20 cases



46W
(11/12-11/18)
19 cases



47W
(11/19-11/25)
18 cases

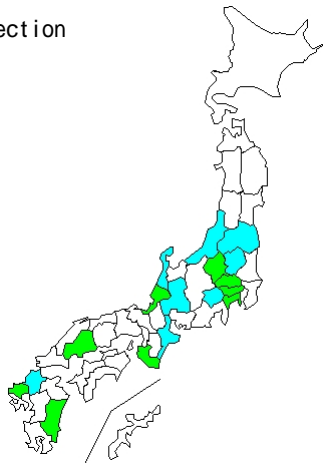
Isolation/detection of influenza virus A(H3) by prefecture, 2018/19

(Infectious Agents Surveillance Report: Data based on the reports received before August 30, 2019 from public health institutes)

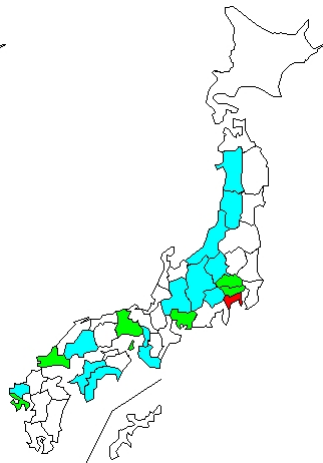


Infectious Agents Surveillance Report

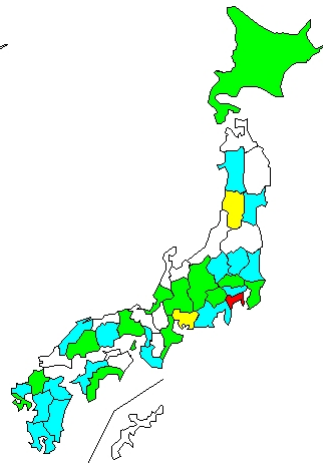
Reports of detection



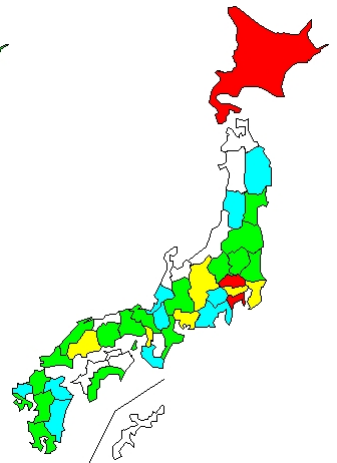
48W
(11/26-12/02)
30 cases



49W
(12/03-12/09)
44 cases

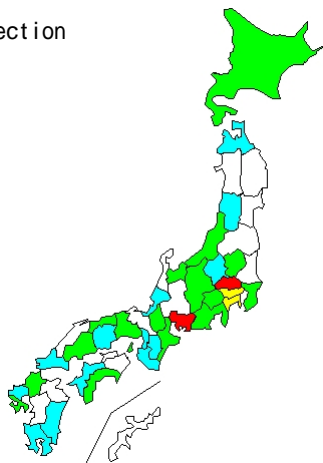


50W
(12/10-12/16)
88 cases

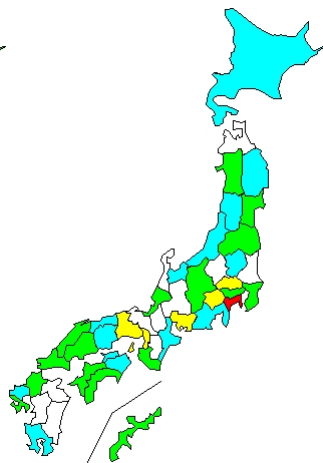


51W
(12/17-12/23)
143 cases

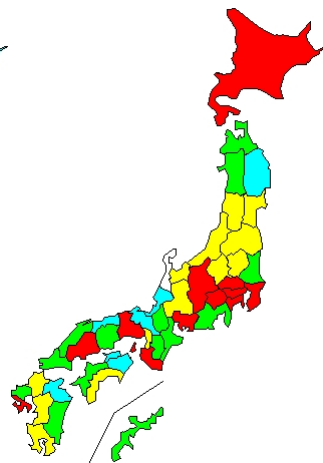
Reports of detection



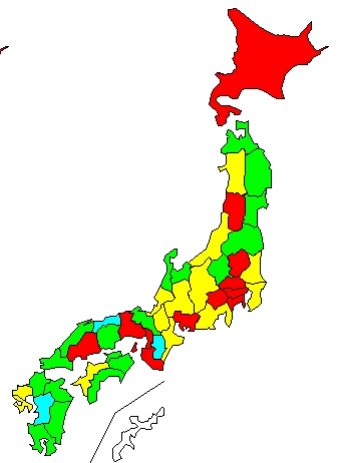
52W
(12/24-12/30)
104 cases



1W
(12/31-01/06)
121 cases

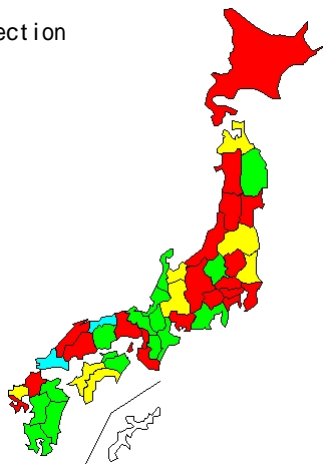


2W
(01/07-01/13)
402 cases

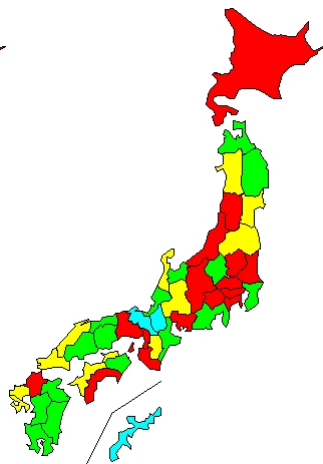


3W
(01/14-01/20)
455 cases

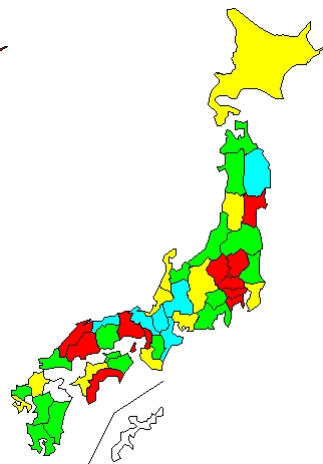
Reports of detection



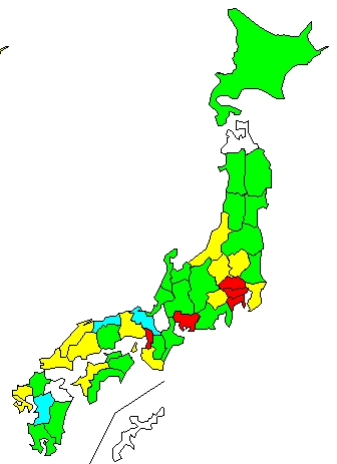
4W
(01/21-01/27)
567 cases



5W
(01/28-02/03)
517 cases



6W
(02/04-02/10)
385 cases



7W
(02/11-02/17)
272 cases

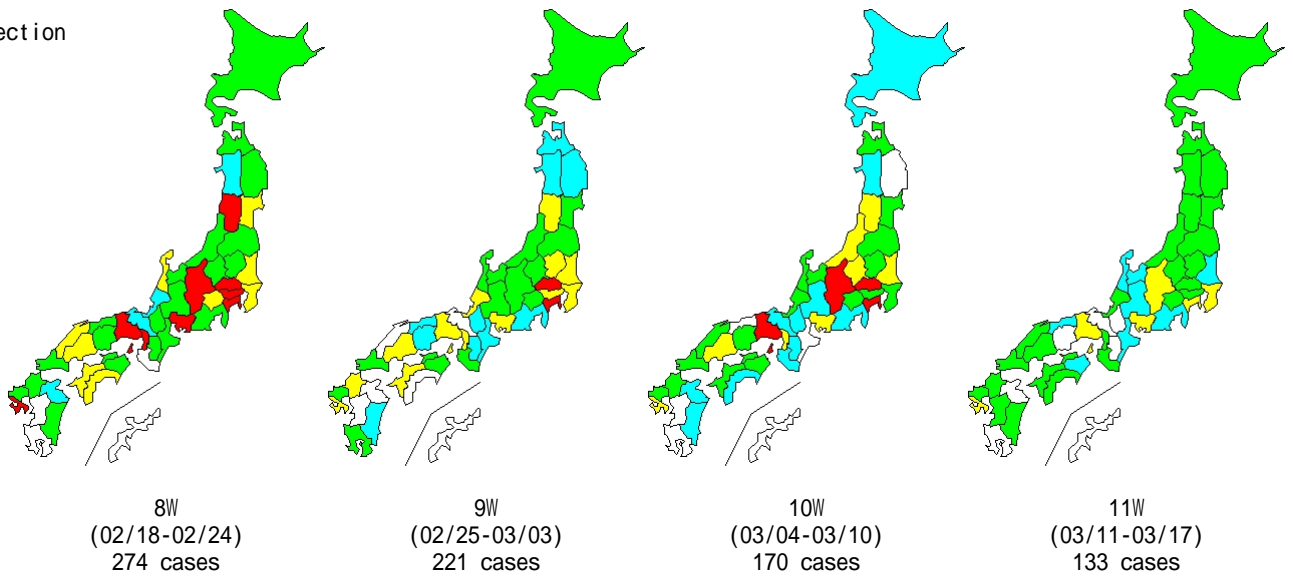
Isolation/detection of influenza virus A(H3) by prefecture, 2018/19

(Infectious Agents Surveillance Report: Data based on the reports received before August 30, 2019 from public health institutes)

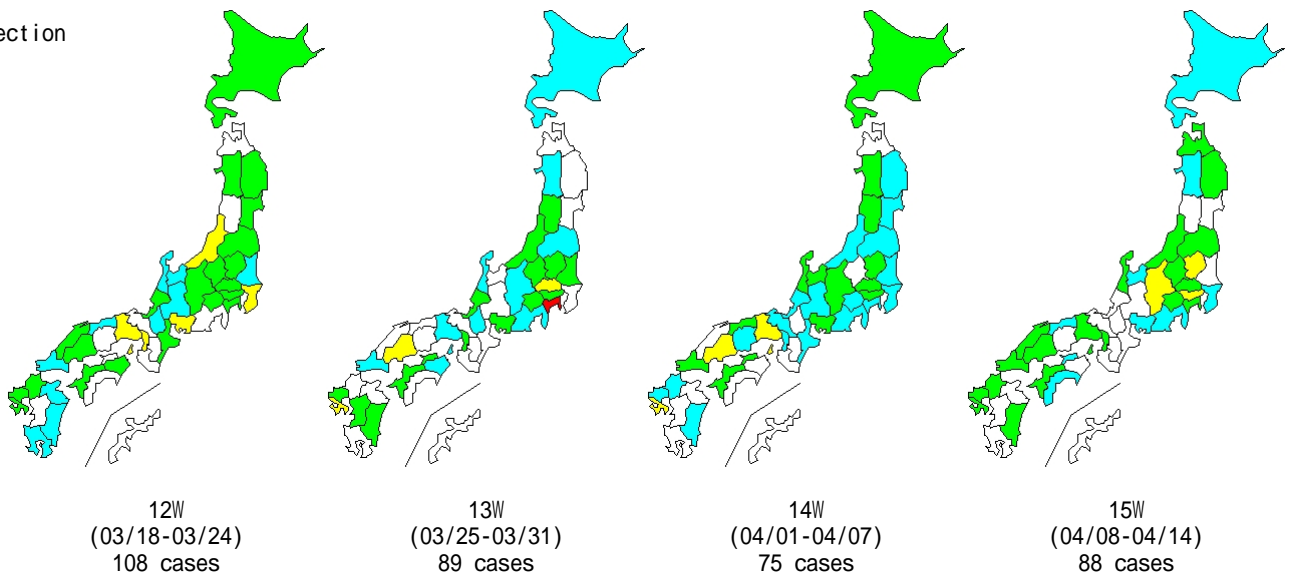


Infectious Agents Surveillance Report

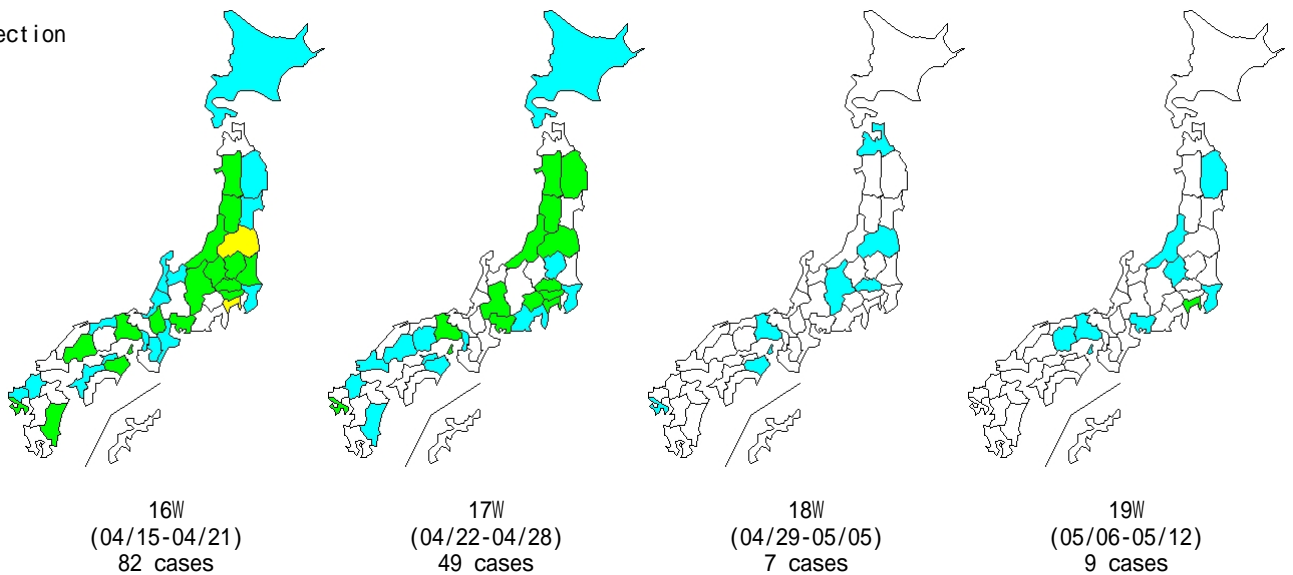
Reports of detection



Reports of detection



Reports of detection



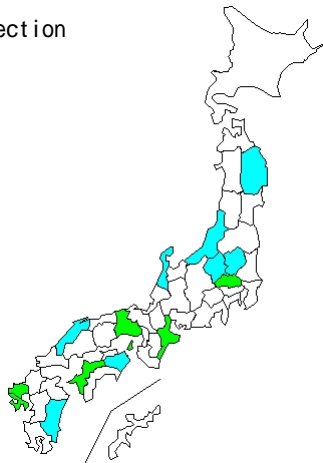
Isolation/detection of influenza virus A(H3) by prefecture, 2018/19

(Infectious Agents Surveillance Report: Data based on the reports received before August 30, 2019 from public health institutes)

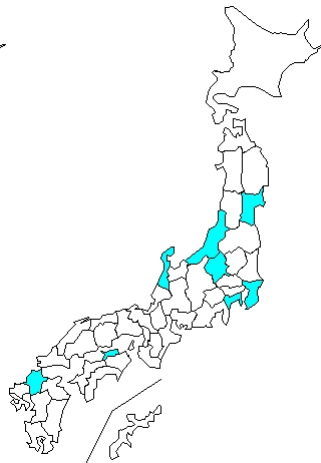


Infectious Agents Surveillance Report

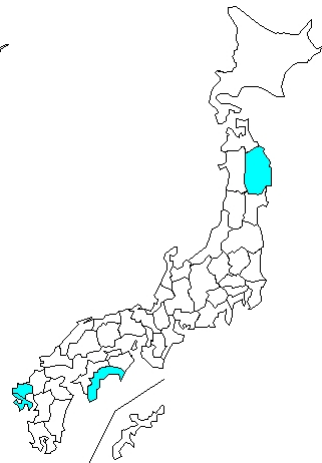
Reports of detection



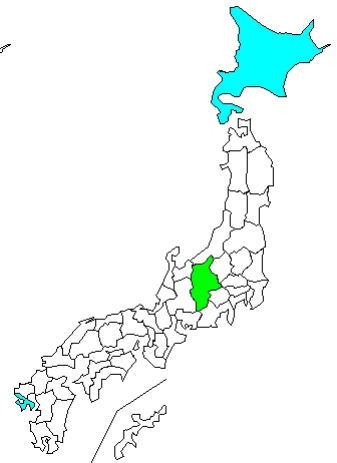
20W
(05/13-05/19)
21 cases



21W
(05/20-05/26)
8 cases



22W
(05/27-06/02)
4 cases



23W
(06/03-06/09)
4 cases

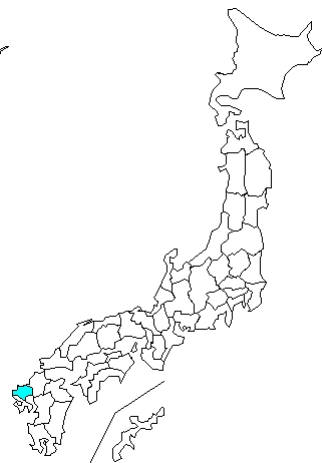
Reports of detection



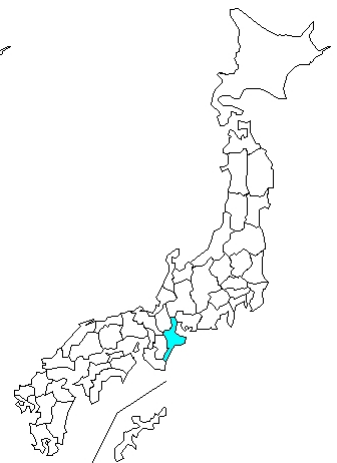
24W
(06/10-06/16)
1 case



25W
(06/17-06/23)
3 cases

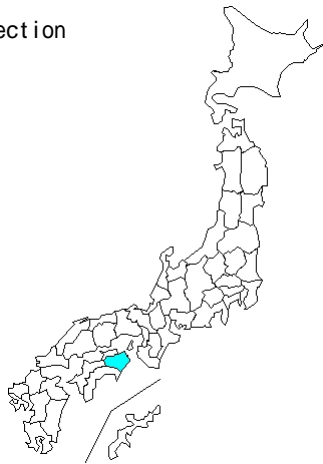


26W
(06/24-06/30)
1 case

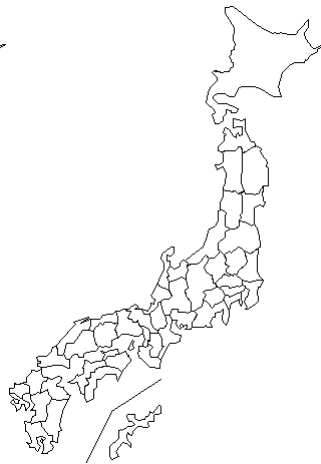


27W
(07/01-07/07)
1 case

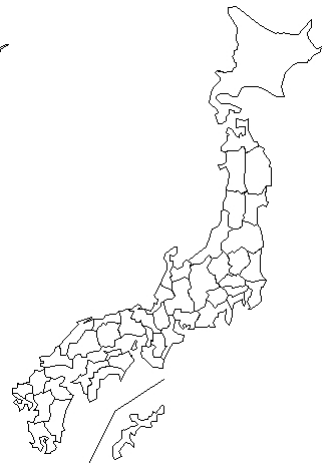
Reports of detection



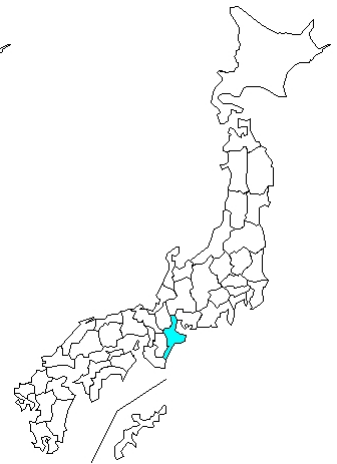
28W
(07/08-07/14)
1 case



29W
(07/15-07/21)
no case



30W
(07/22-07/28)
no case



31W
(07/29-08/04)
1 case

Isolation/detection of influenza virus A(H3) by prefecture, 2018/19

(Infectious Agents Surveillance Report: Data based on the reports received before August 30, 2019 from public health institutes)



Infectious Agents Surveillance Report

Reports of detection



32W
(08/05-08/11)
no case



33W
(08/12-08/18)
no case



34W
(08/19-08/25)
no case



35W
(08/26-09/01)
no case