

Isolation/detection of influenza virus A(H3) by prefecture, 2013/14

(Infectious Agents Surveillance Report: Data based on the reports received before August 29, 2014 from public health institutes)

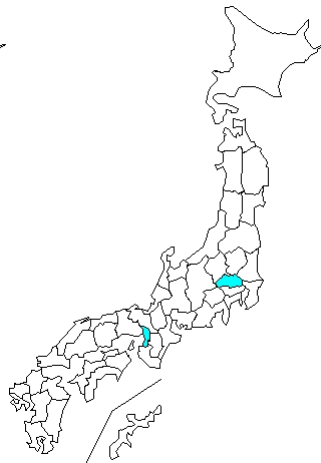


Infectious Agents Surveillance Report

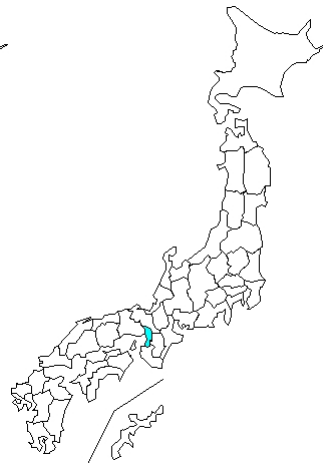
Reports of detection



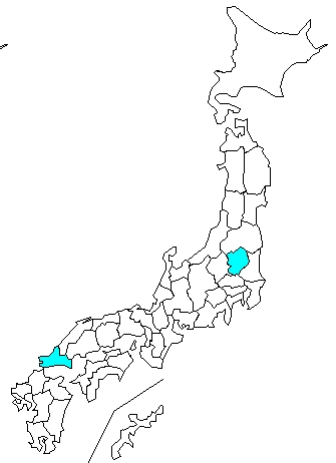
36W
(09/02-09/08)
2 cases



37W
(09/09-09/15)
2 cases

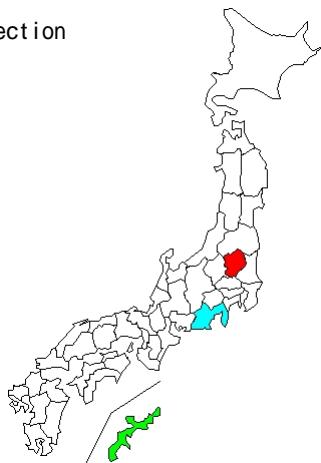


38W
(09/16-09/22)
1 case

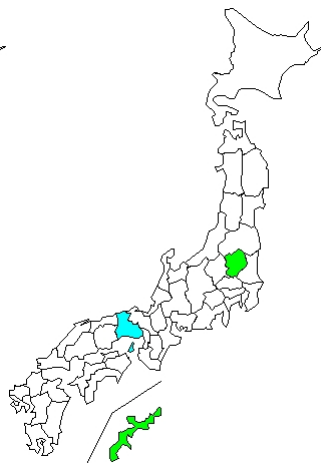


39W
(09/23-09/29)
2 cases

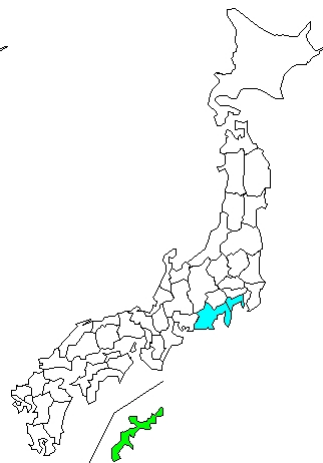
Reports of detection



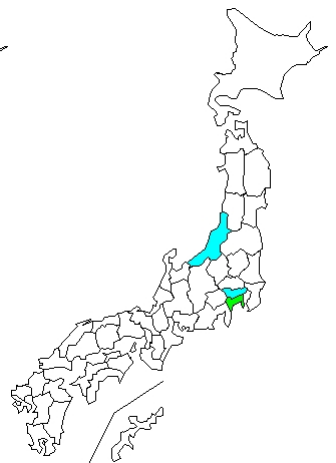
40W
(09/30-10/06)
14 cases



41W
(10/07-10/13)
10 cases

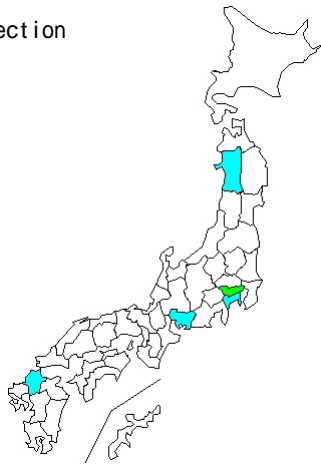


42W
(10/14-10/20)
5 cases

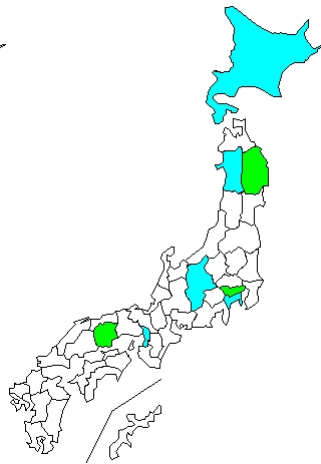


43W
(10/21-10/27)
4 cases

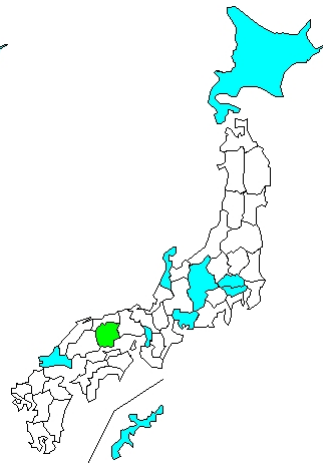
Reports of detection



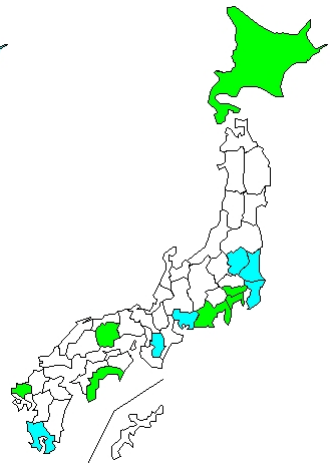
44W
(10/28-11/03)
6 cases



45W
(11/04-11/10)
12 cases



46W
(11/11-11/17)
11 cases



47W
(11/18-11/24)
22 cases

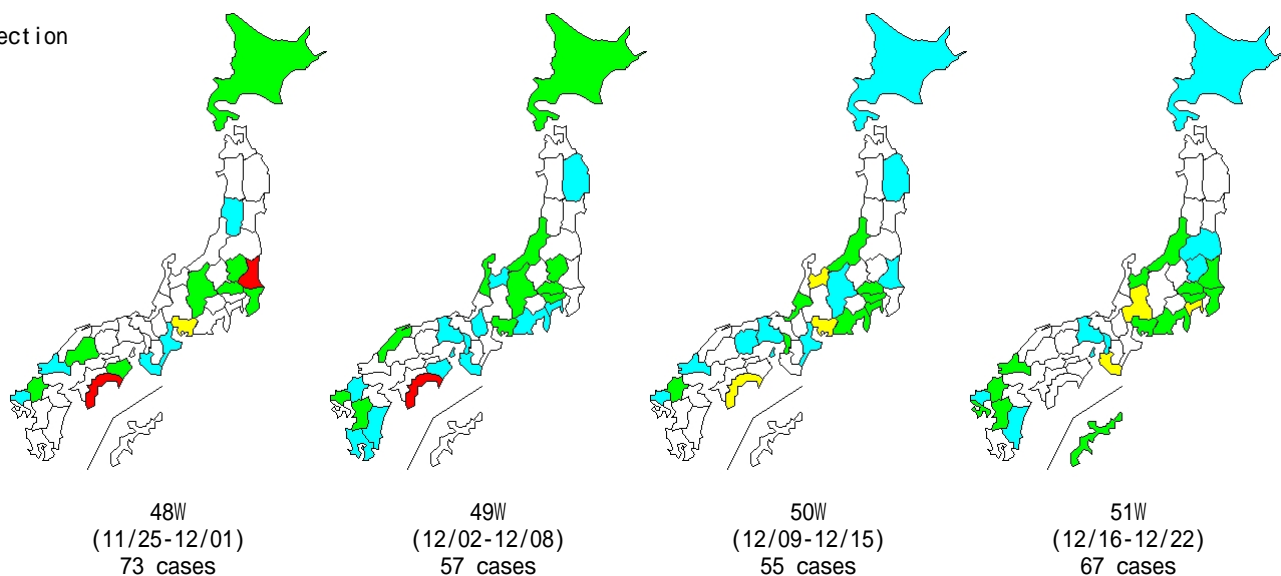
Isolation/detection of influenza virus A(H3) by prefecture, 2013/14

(Infectious Agents Surveillance Report: Data based on the reports received before August 29, 2014 from public health institutes)

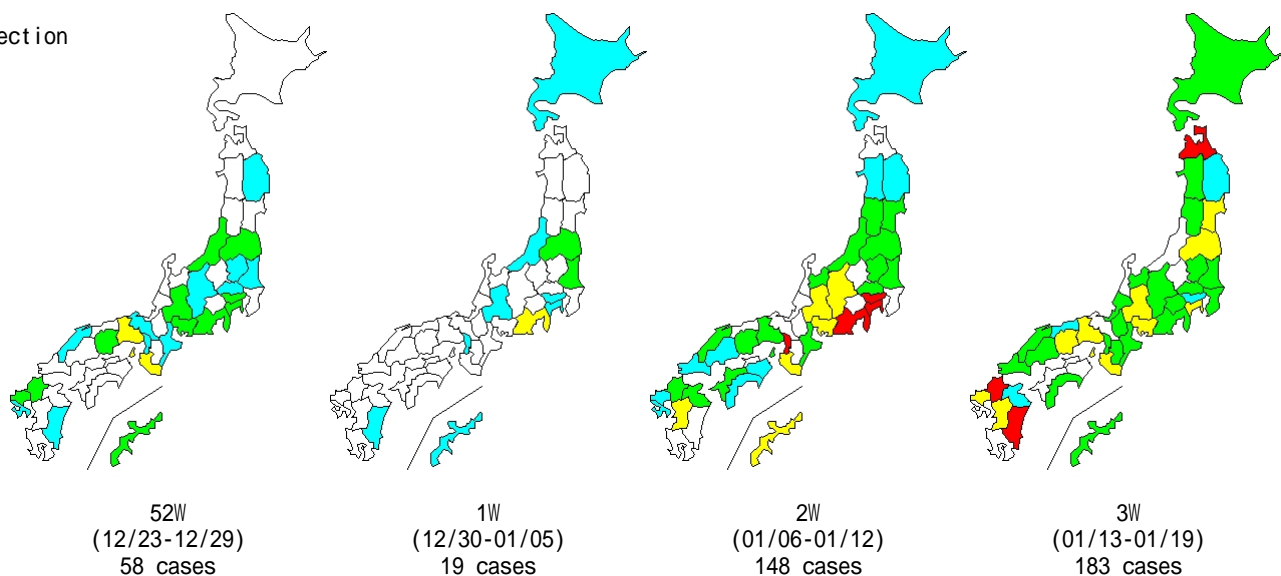


Infectious Agents Surveillance Report

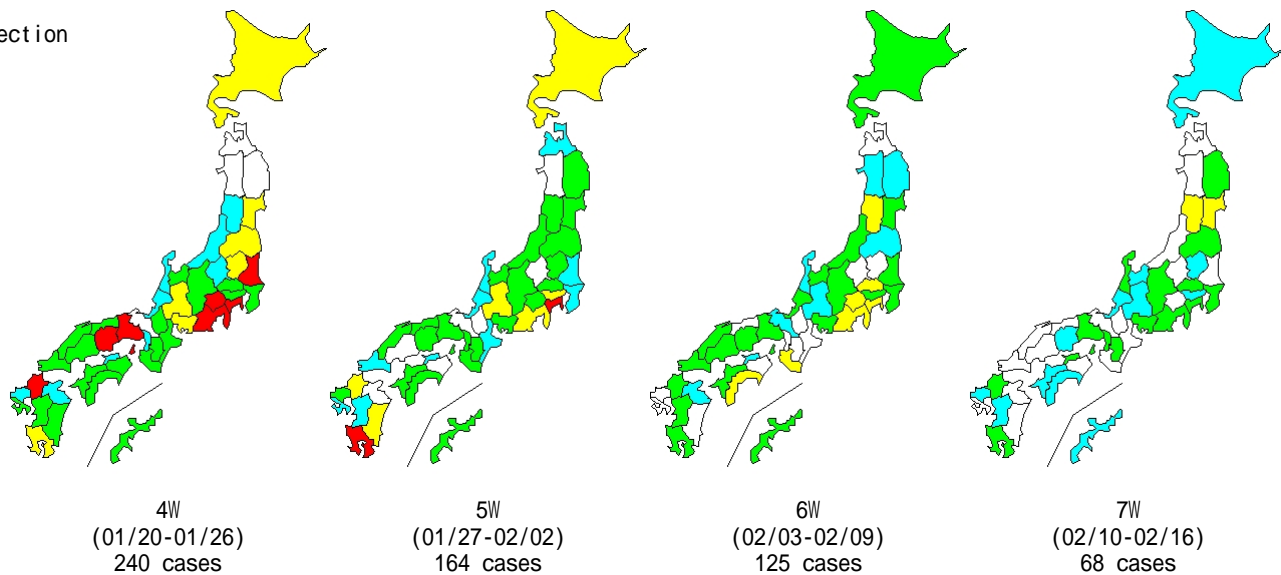
Reports of detection



Reports of detection



Reports of detection



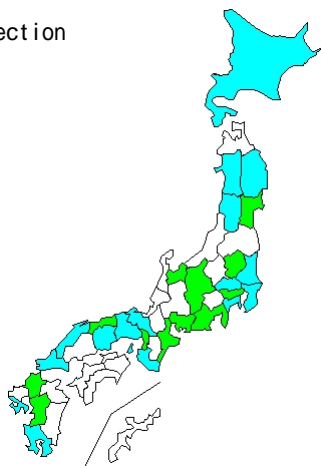
Isolation/detection of influenza virus A(H3) by prefecture, 2013/14

(Infectious Agents Surveillance Report: Data based on the reports received before August 29, 2014 from public health institutes)

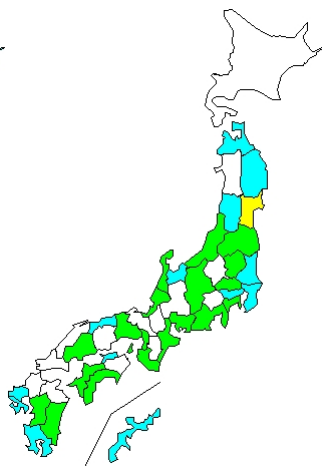


Infectious Agents Surveillance Report

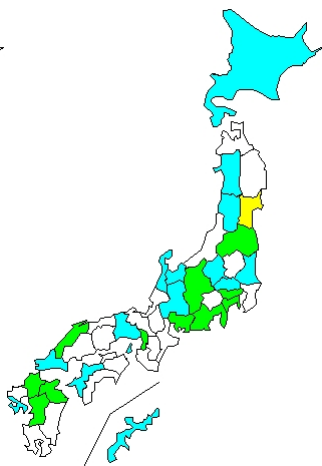
Reports of detection



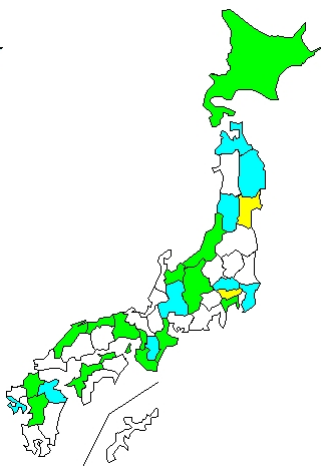
8W
(02/17-02/23)
47 cases



9W
(02/24-03/02)
74 cases

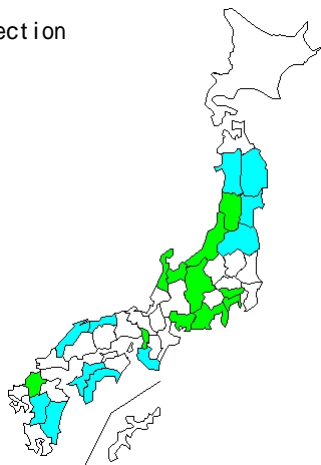


10W
(03/03-03/09)
50 cases

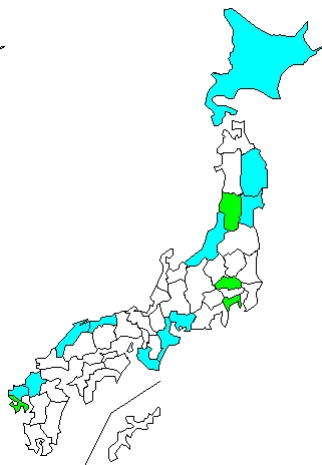


11W
(03/10-03/16)
60 cases

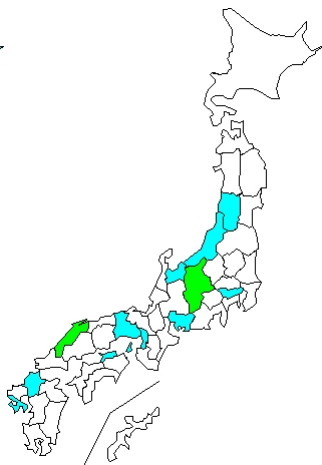
Reports of detection



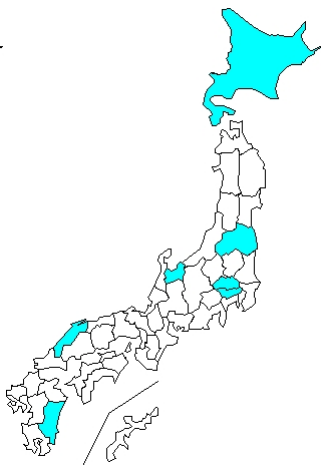
12W
(03/17-03/23)
34 cases



13W
(03/24-03/30)
21 cases

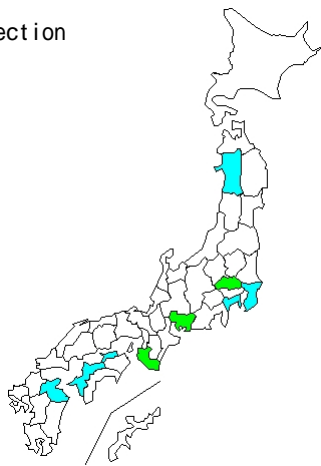


14W
(03/31-04/06)
15 cases

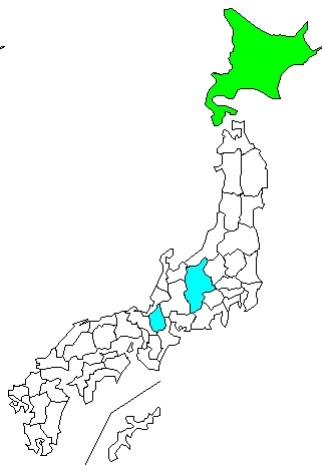


15W
(04/07-04/13)
7 cases

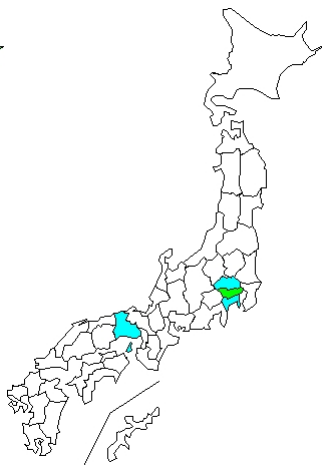
Reports of detection



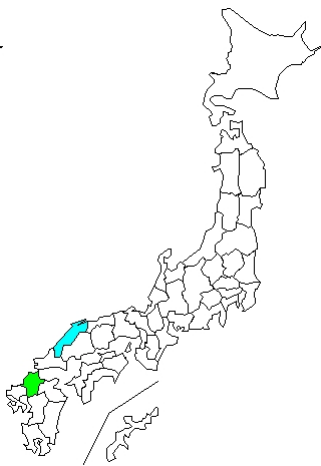
16W
(04/14-04/20)
16 cases



17W
(04/21-04/27)
5 cases



18W
(04/28-05/04)
5 cases



19W
(05/05-05/11)
4 cases

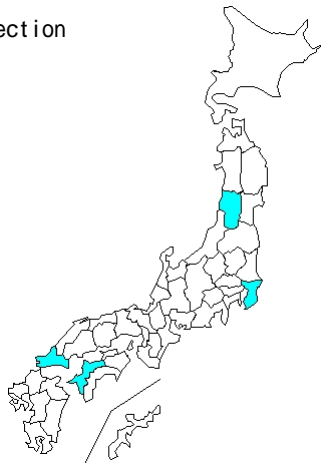
Isolation/detection of influenza virus A(H3) by prefecture, 2013/14

(Infectious Agents Surveillance Report: Data based on the reports received before August 29, 2014 from public health institutes)

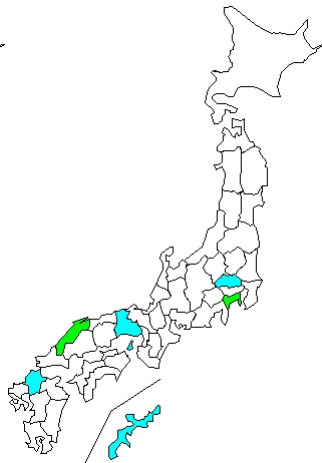


Infectious Agents Surveillance Report

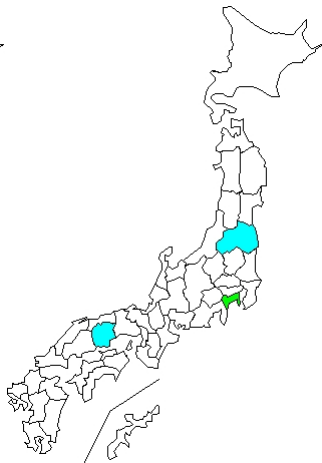
Reports of detection



20W
(05/12-05/18)
4 cases



21W
(05/19-05/25)
8 cases



22W
(05/26-06/01)
5 cases

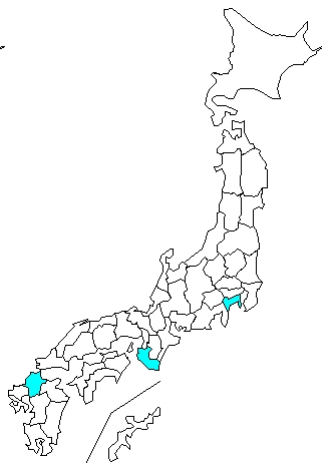


23W
(06/02-06/08)
no case

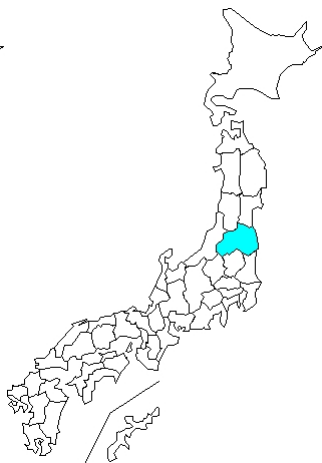
Reports of detection



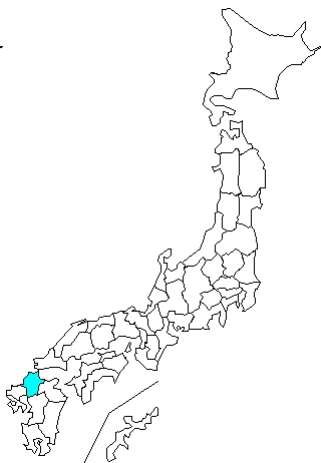
24W
(06/09-06/15)
1 case



25W
(06/16-06/22)
3 cases

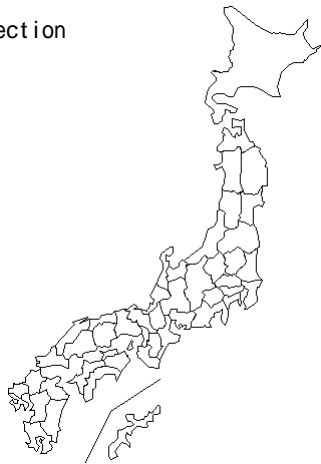


26W
(06/23-06/29)
1 case

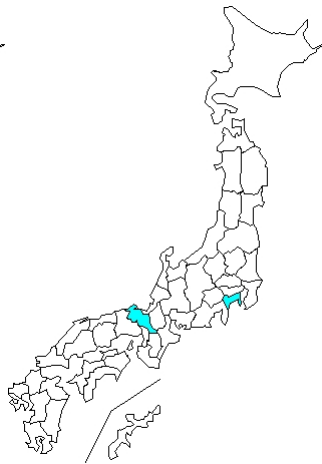


27W
(06/30-07/06)
1 case

Reports of detection



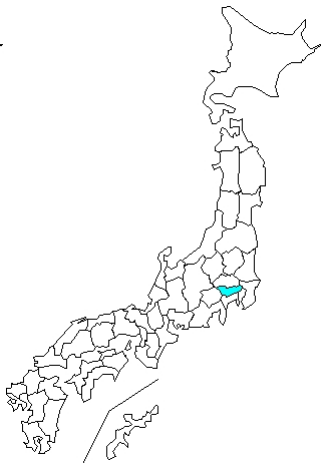
28W
(07/07-07/13)
no case



29W
(07/14-07/20)
2 cases



30W
(07/21-07/27)
no case



31W
(07/28-08/03)
1 case

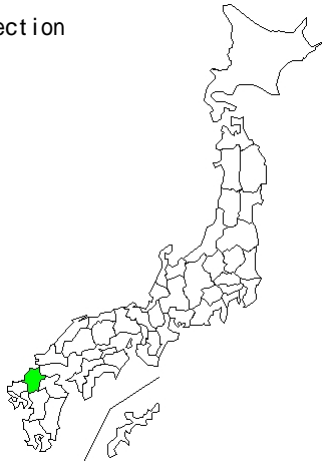
Isolation/detection of influenza virus A(H3) by prefecture, 2013/14

(Infectious Agents Surveillance Report: Data based on the reports received before August 29, 2014 from public health institutes)

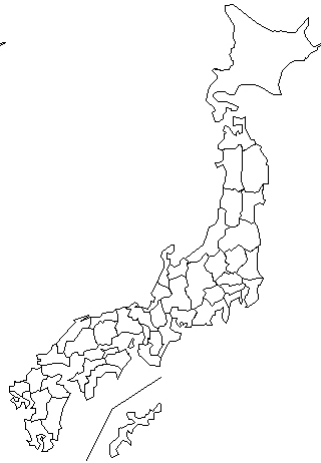
IASR

Infectious Agents Surveillance Report

Reports of detection



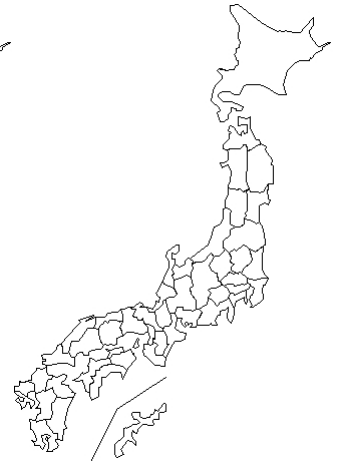
32W
(08/04-08/10)
2 cases



33W
(08/11-08/17)
no case



34W
(08/18-08/24)
2 cases



35W
(08/25-08/31)
no case