

Isolation/detection of influenza virus B (Total) by prefecture, 2012/13

(Infectious Agents Surveillance Report: Data based on the reports received before August 30, 2013 from public health institutes)



Infectious Agents Surveillance Report

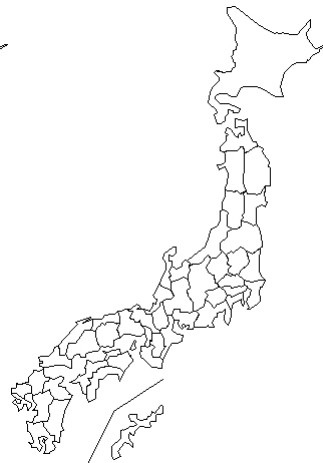
Reports of detection



36W
(09/03-09/09)
no case



37W
(09/10-09/16)
no case



38W
(09/17-09/23)
no case

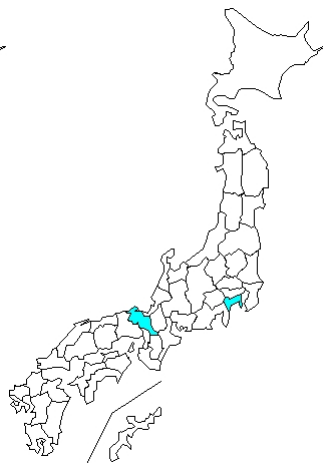


39W
(09/24-09/30)
1 case

Reports of detection



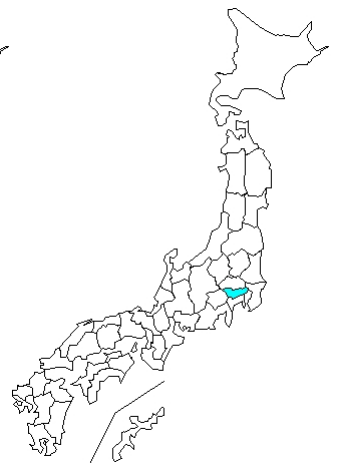
40W
(10/01-10/07)
no case



41W
(10/08-10/14)
2 cases



42W
(10/15-10/21)
1 case

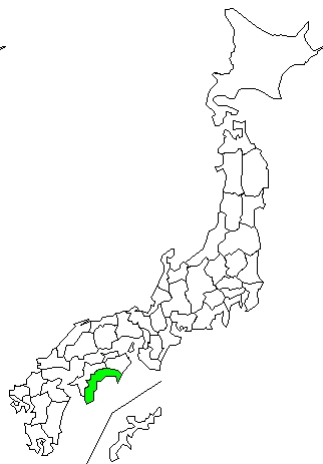


43W
(10/22-10/28)
1 case

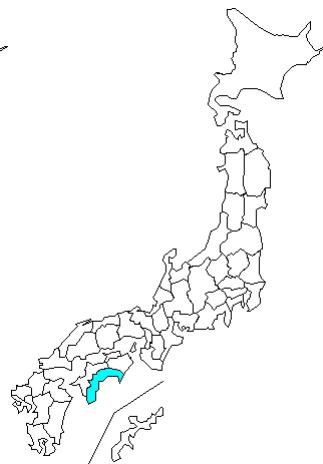
Reports of detection



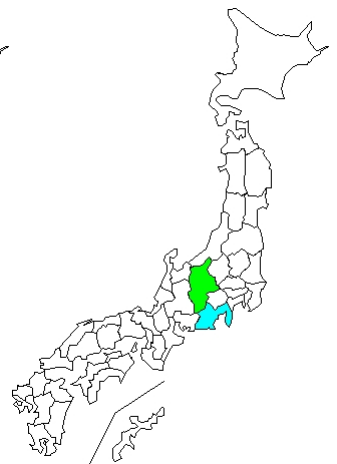
44W
(10/29-11/04)
no case



45W
(11/05-11/11)
2 cases



46W
(11/12-11/18)
1 case



47W
(11/19-11/25)
5 cases

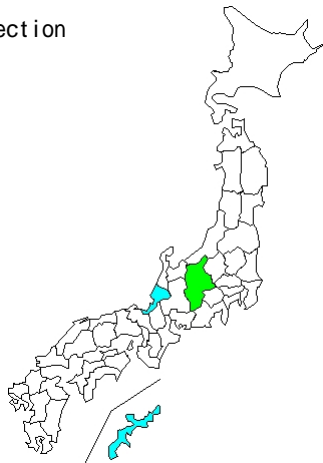
Isolation/detection of influenza virus B (Total) by prefecture, 2012/13

(Infectious Agents Surveillance Report: Data based on the reports received before August 30, 2013 from public health institutes)

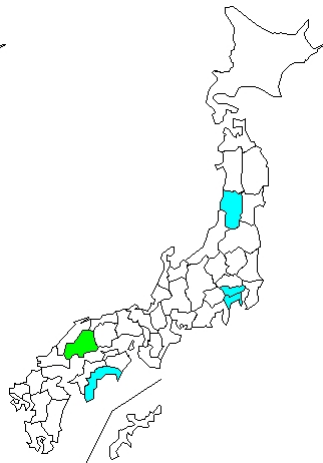


Infectious Agents Surveillance Report

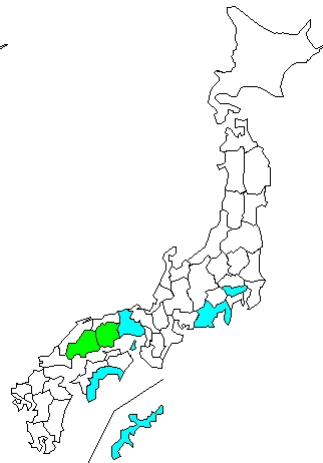
Reports of detection



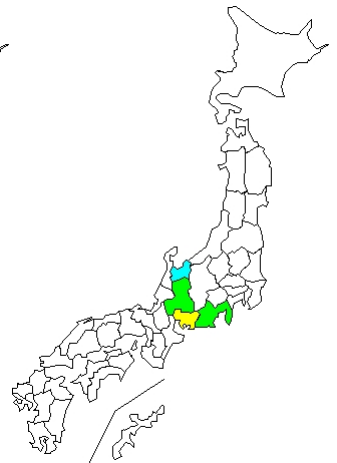
48W
(11/26-12/02)
7 cases



49W
(12/03-12/09)
9 cases

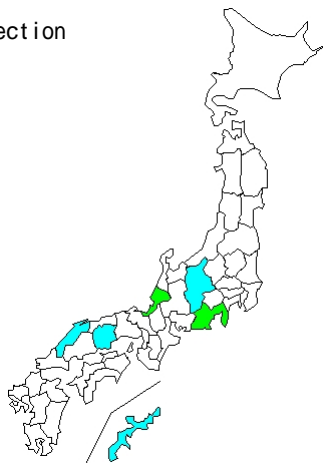


50W
(12/10-12/16)
12 cases

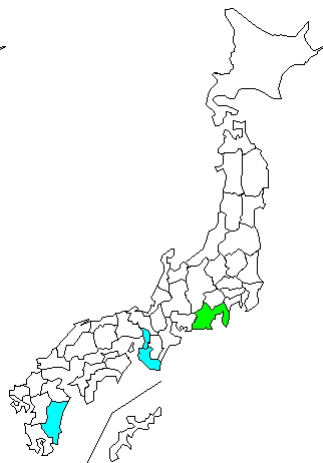


51W
(12/17-12/23)
15 cases

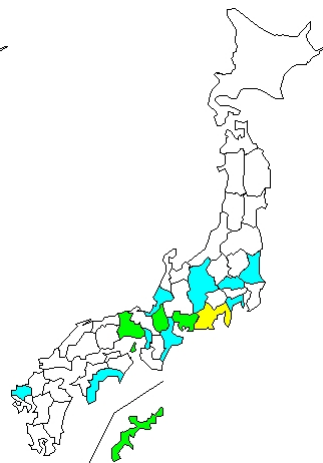
Reports of detection



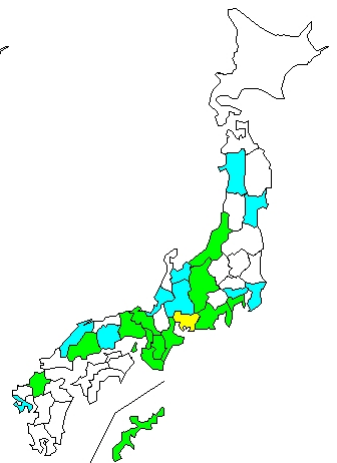
52W
(12/24-12/30)
10 cases



1W
(12/31-01/06)
5 cases

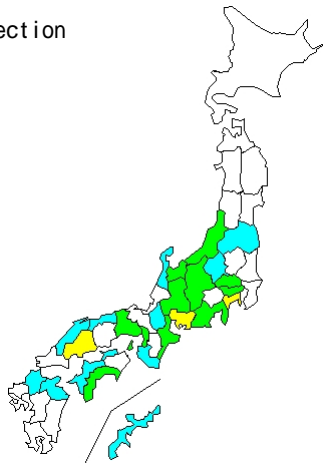


2W
(01/07-01/13)
28 cases

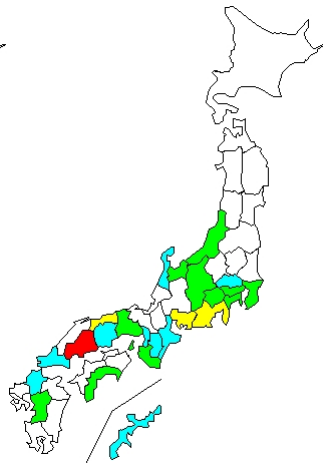


3W
(01/14-01/20)
56 cases

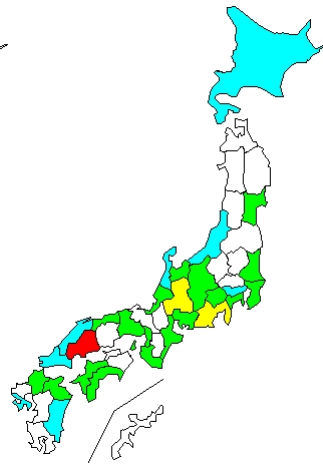
Reports of detection



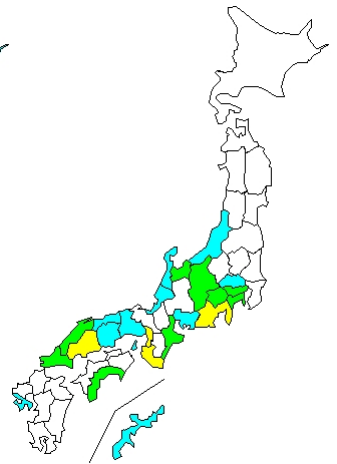
4W
(01/21-01/27)
68 cases



5W
(01/28-02/03)
81 cases



6W
(02/04-02/10)
86 cases



7W
(02/11-02/17)
66 cases

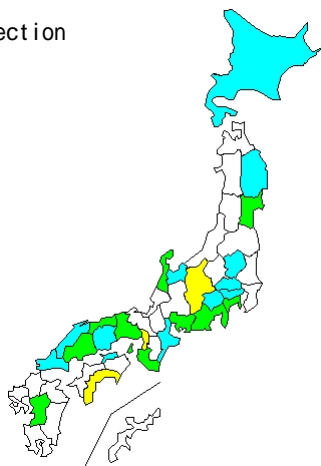
Isolation/detection of influenza virus B (Total) by prefecture, 2012/13

(Infectious Agents Surveillance Report: Data based on the reports received before August 30, 2013 from public health institutes)

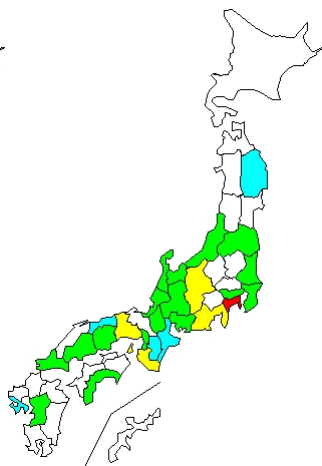


Infectious Agents Surveillance Report

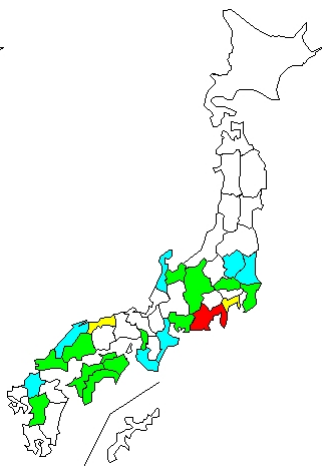
Reports of detection



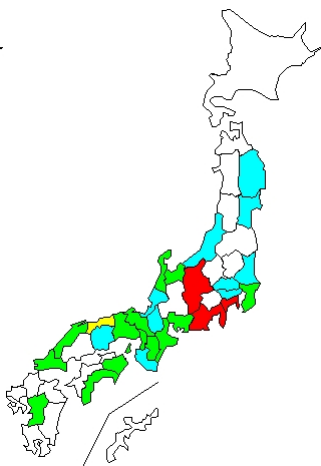
8W
(02/18-02/24)
60 cases



9W
(02/25-03/03)
93 cases

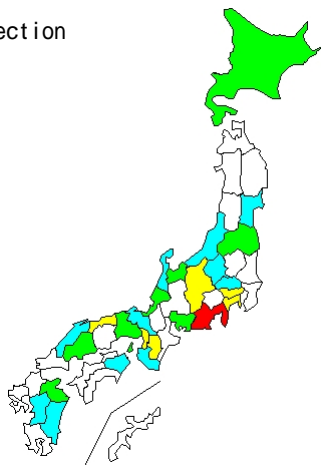


10W
(03/04-03/10)
80 cases

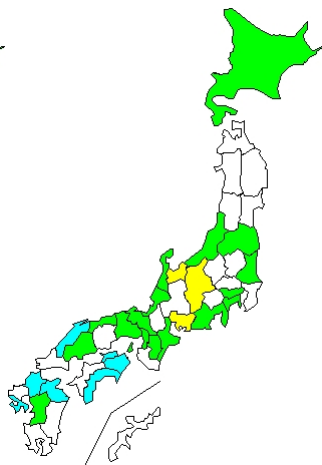


11W
(03/11-03/17)
91 cases

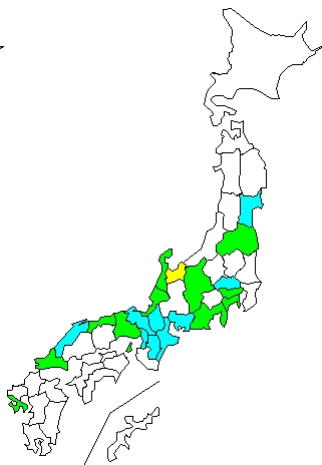
Reports of detection



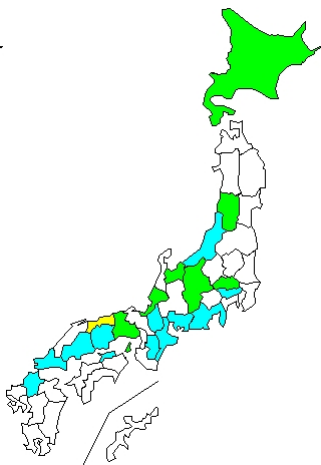
12W
(03/18-03/24)
92 cases



13W
(03/25-03/31)
85 cases

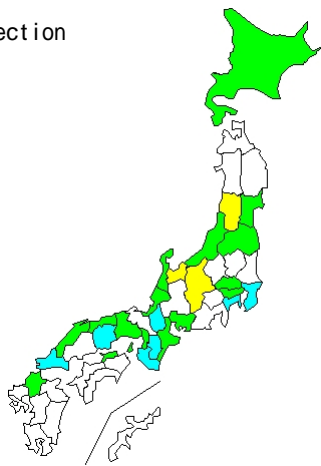


14W
(04/01-04/07)
46 cases

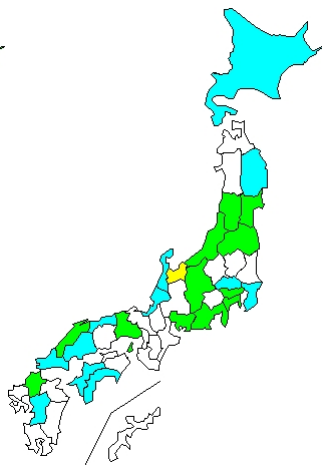


15W
(04/08-04/14)
44 cases

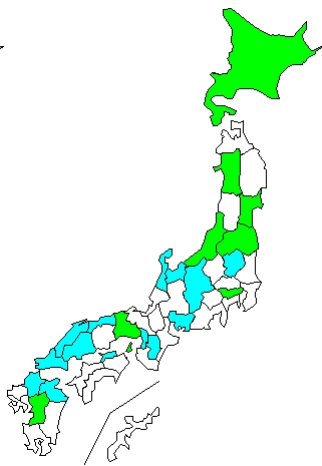
Reports of detection



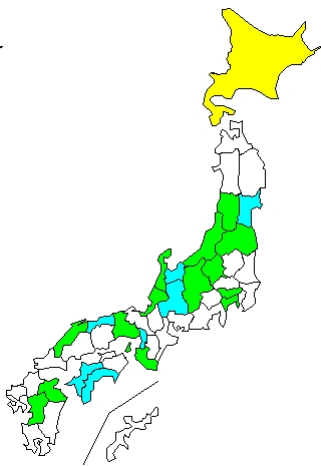
16W
(04/15-04/21)
77 cases



17W
(04/22-04/28)
52 cases



18W
(04/29-05/05)
35 cases



19W
(05/06-05/12)
51 cases

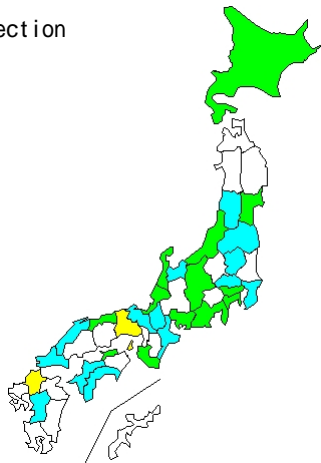
Isolation/detection of influenza virus B (Total) by prefecture, 2012/13

(Infectious Agents Surveillance Report: Data based on the reports received before August 30, 2013 from public health institutes)

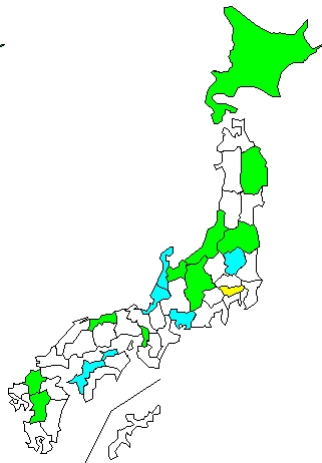


Infectious Agents Surveillance Report

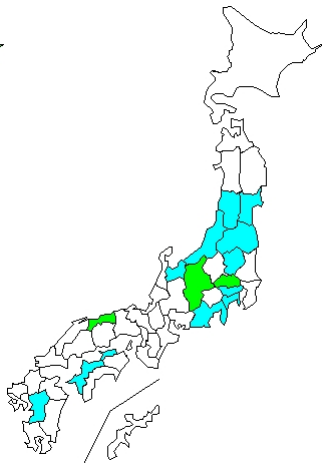
Reports of detection



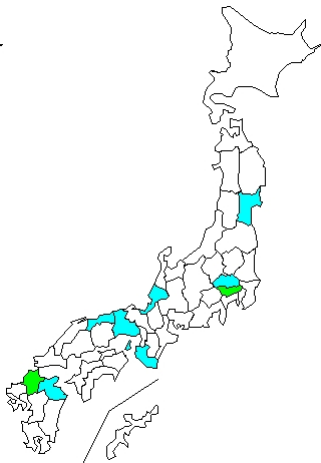
20W
(05/13-05/19)
57 cases



21W
(05/20-05/26)
38 cases

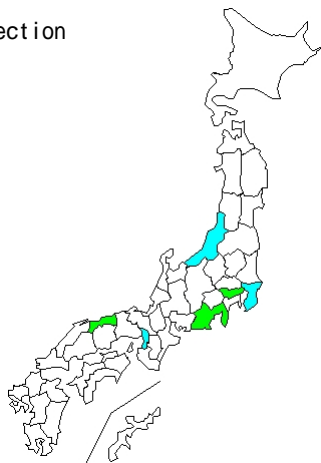


22W
(05/27-06/02)
18 cases

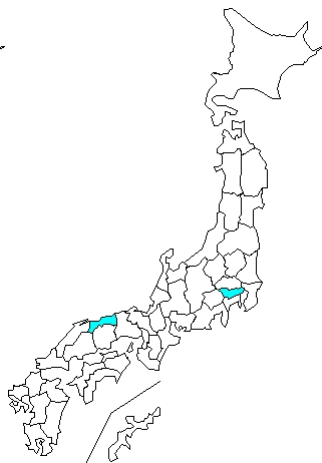


23W
(06/03-06/09)
12 cases

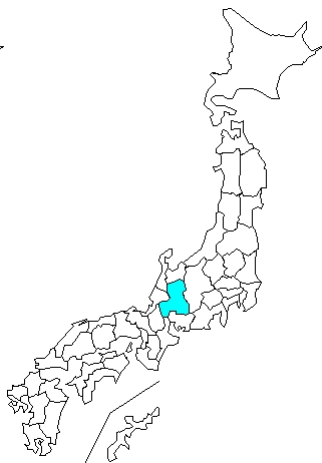
Reports of detection



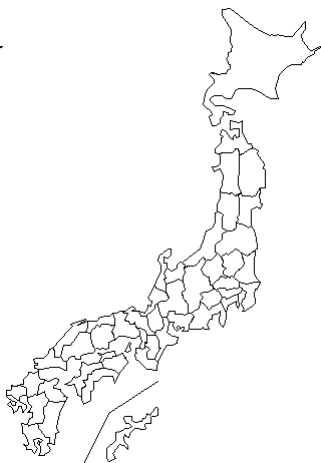
24W
(06/10-06/16)
11 cases



25W
(06/17-06/23)
2 cases

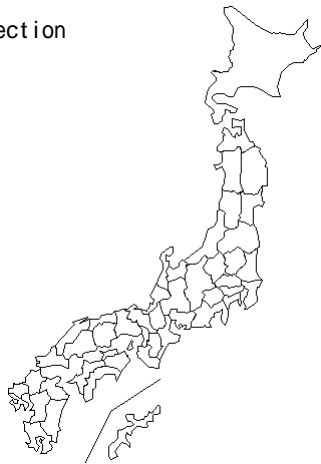


26W
(06/24-06/30)
1 case



27W
(07/01-07/07)
no case

Reports of detection



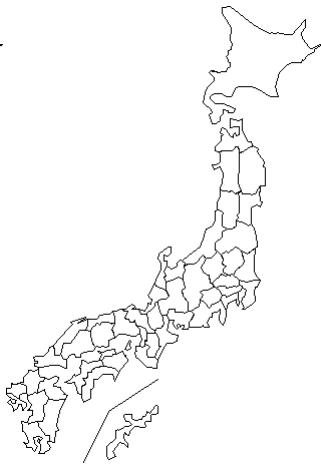
28W
(07/08-07/14)
no case



29W
(07/15-07/21)
no case



30W
(07/22-07/28)
no case



31W
(07/29-08/04)
no case

Isolation/detection of influenza virus B (Total) by prefecture, 2012/13

(Infectious Agents Surveillance Report: Data based on the reports received before August 30, 2013 from public health institutes)

IASR

Infectious Agents Surveillance Report

Reports of detection



32W
(08/05-08/11)
no case



33W
(08/12-08/18)
no case



34W
(08/19-08/25)
no case



35W
(08/26-09/01)
no case