

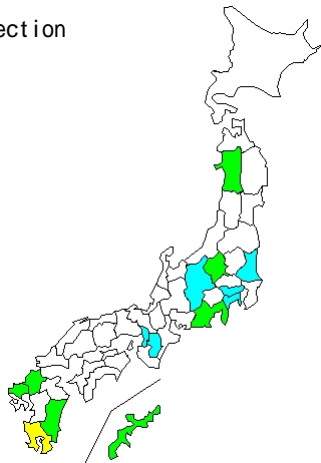
# Isolation/detection of influenza virus A(H3) by prefecture, 2012/13

(Infectious Agents Surveillance Report: Data based on the reports received before August 30, 2013 from public health institutes)

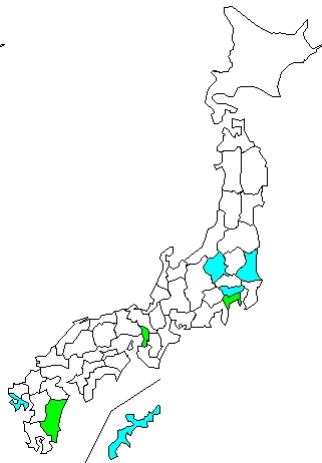


Infectious Agents Surveillance Report

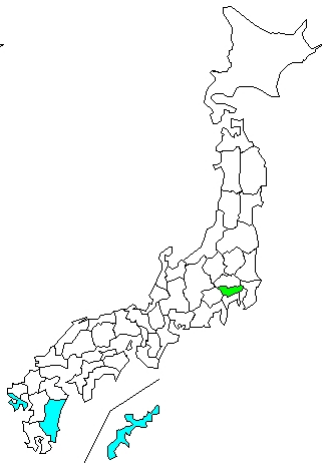
## Reports of detection



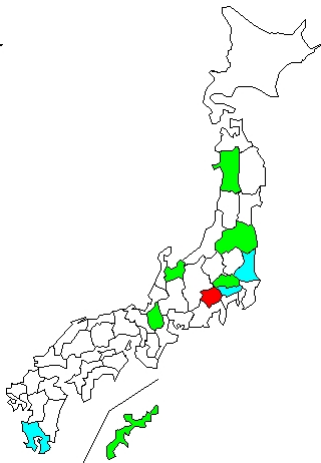
36W  
(09/03-09/09)  
40 cases



37W  
(09/10-09/16)  
11 cases

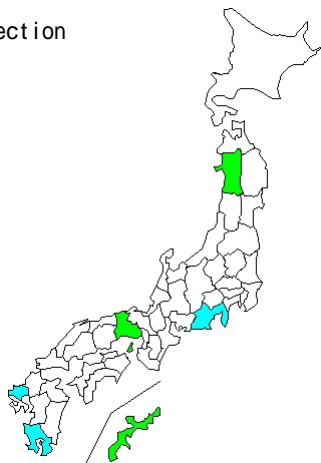


38W  
(09/17-09/23)  
5 cases

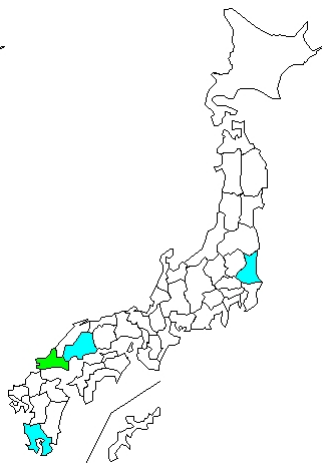


39W  
(09/24-09/30)  
30 cases

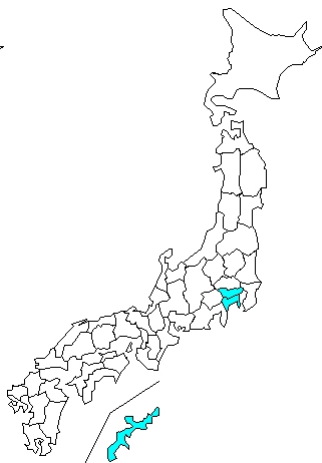
## Reports of detection



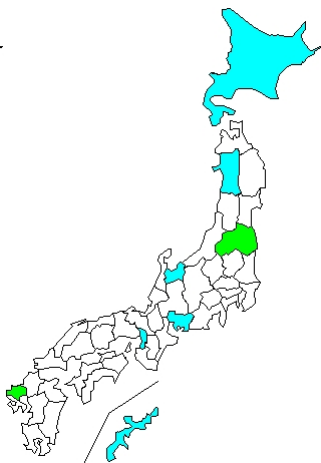
40W  
(10/01-10/07)  
11 cases



41W  
(10/08-10/14)  
6 cases

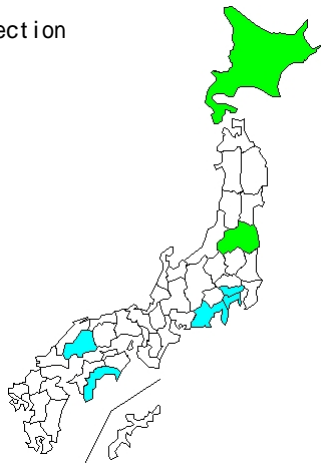


42W  
(10/15-10/21)  
3 cases

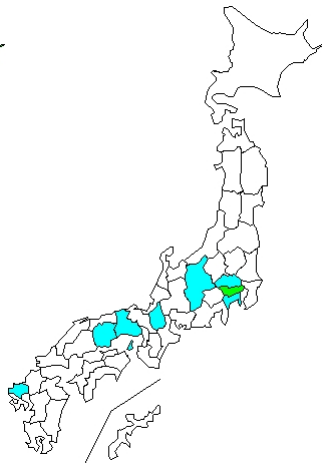


43W  
(10/22-10/28)  
10 cases

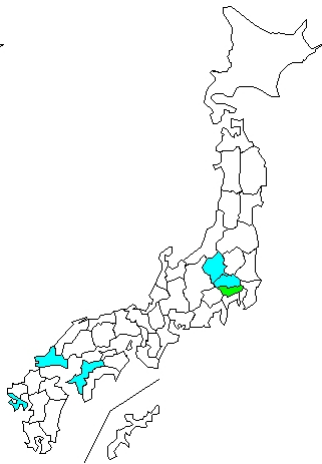
## Reports of detection



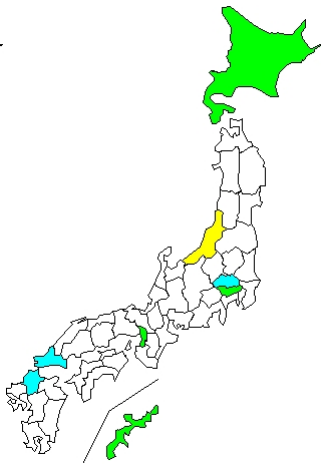
44W  
(10/29-11/04)  
10 cases



45W  
(11/05-11/11)  
10 cases



46W  
(11/12-11/18)  
7 cases



47W  
(11/19-11/25)  
23 cases

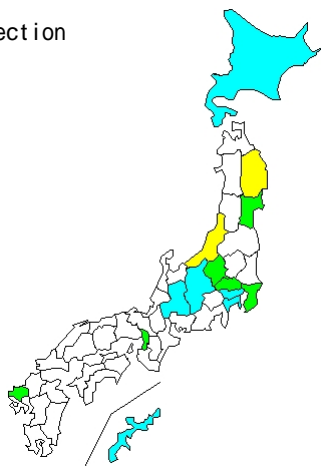
Isolation/detection of influenza virus A(H3) by prefecture, 2012/13

(Infectious Agents Surveillance Report: Data based on the reports received before August 30, 2013 from public health institutes)

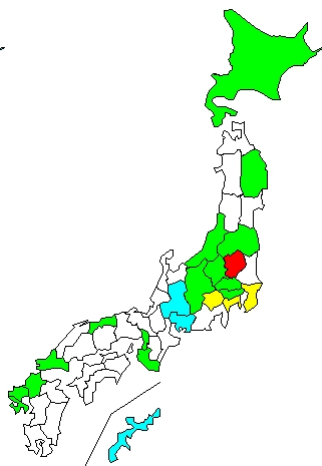


Infectious Agents Surveillance Report

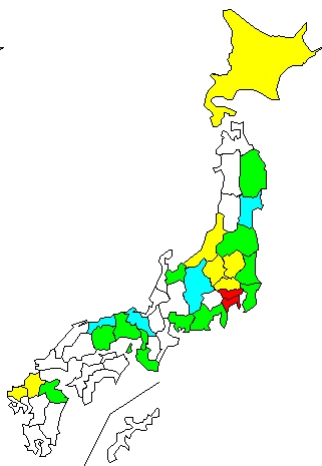
Reports of detection



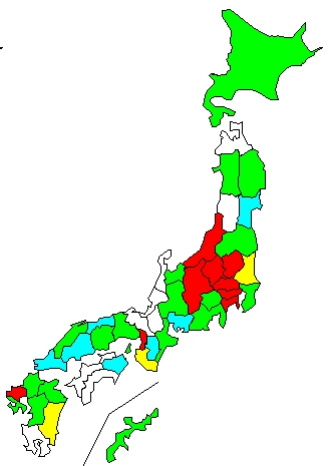
48W  
(11/26-12/02)  
35 cases



49W  
(12/03-12/09)  
82 cases

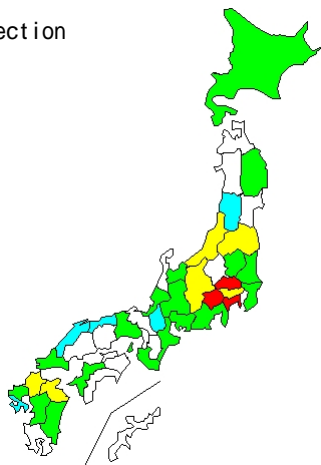


50W  
(12/10-12/16)  
122 cases

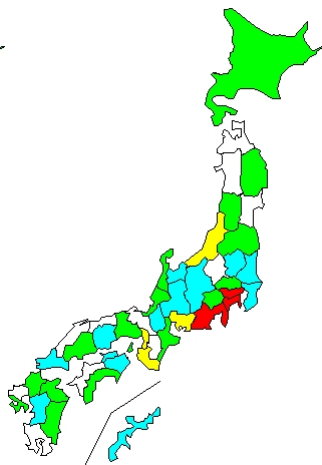


51W  
(12/17-12/23)  
215 cases

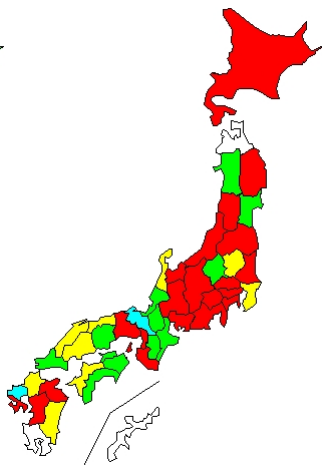
Reports of detection



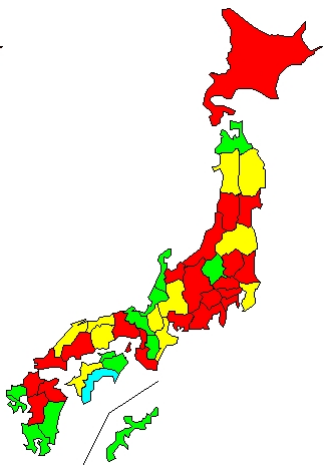
52W  
(12/24-12/30)  
133 cases



1W  
(12/31-01/06)  
139 cases

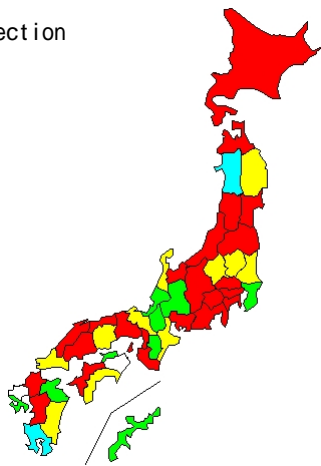


2W  
(01/07-01/13)  
586 cases

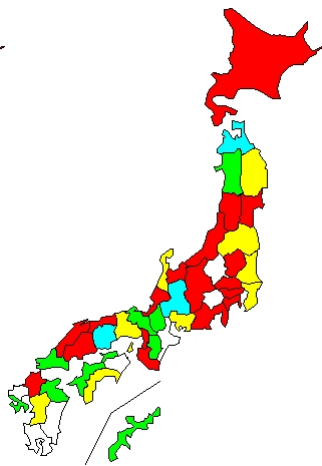


3W  
(01/14-01/20)  
657 cases

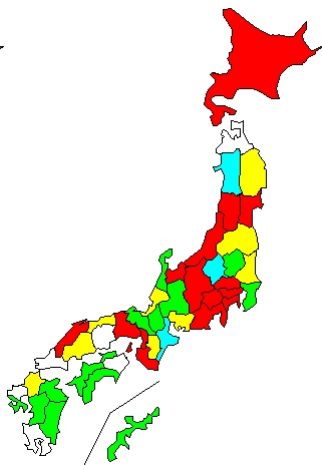
Reports of detection



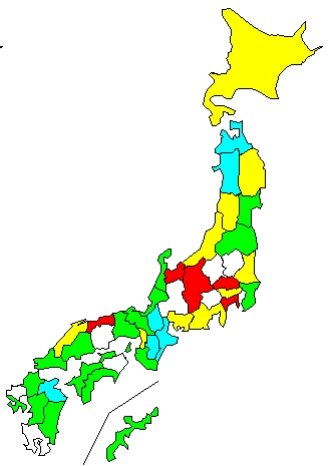
4W  
(01/21-01/27)  
725 cases



5W  
(01/28-02/03)  
492 cases



6W  
(02/04-02/10)  
359 cases



7W  
(02/11-02/17)  
220 cases

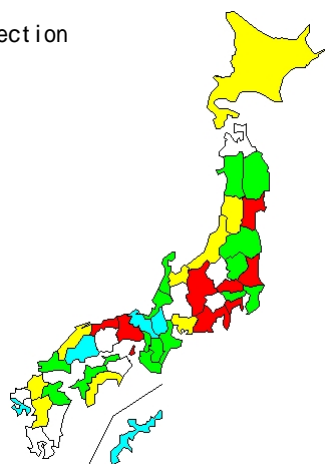
Isolation/detection of influenza virus A(H3) by prefecture, 2012/13

(Infectious Agents Surveillance Report: Data based on the reports received before August 30, 2013 from public health institutes)

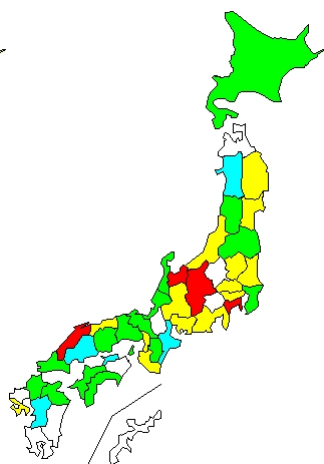


Infectious Agents Surveillance Report

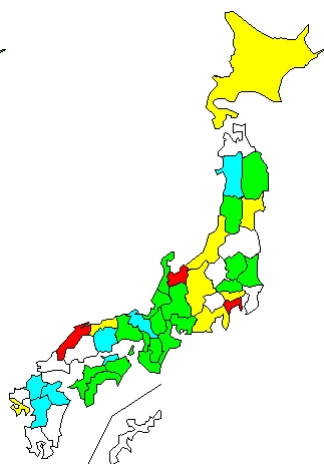
Reports of detection



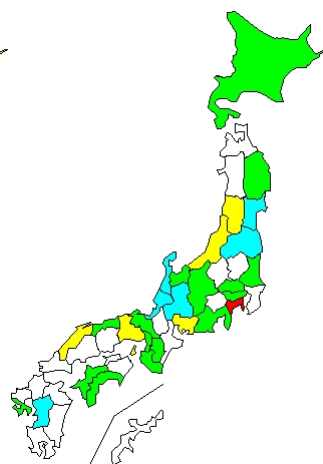
8W  
(02/18-02/24)  
243 cases



9W  
(02/25-03/03)  
218 cases

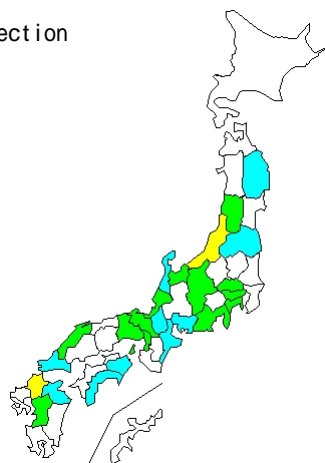


10W  
(03/04-03/10)  
161 cases

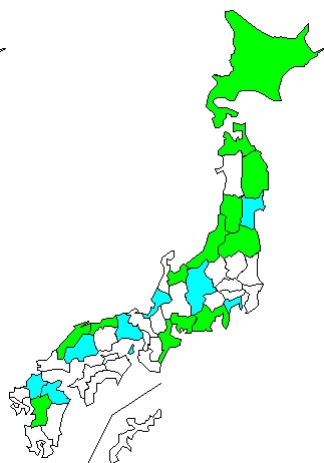


11W  
(03/11-03/17)  
99 cases

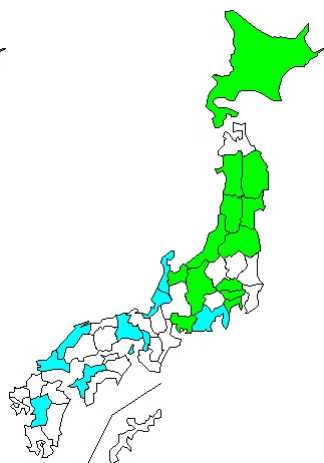
Reports of detection



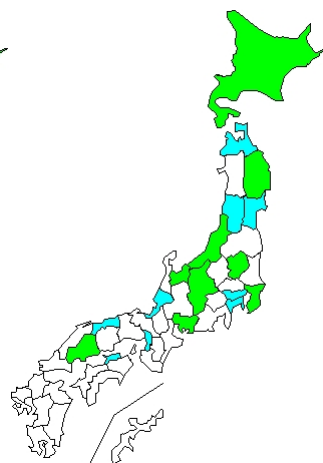
12W  
(03/18-03/24)  
63 cases



13W  
(03/25-03/31)  
43 cases

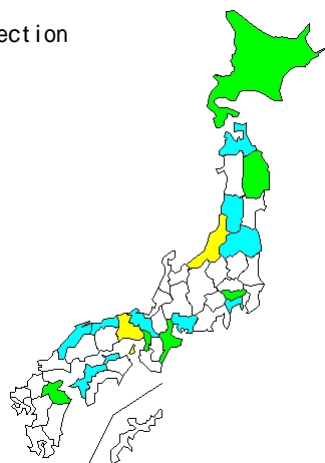


14W  
(04/01-04/07)  
43 cases

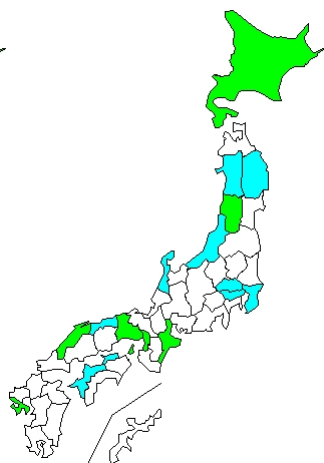


15W  
(04/08-04/14)  
35 cases

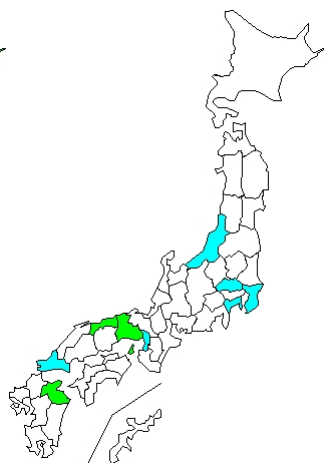
Reports of detection



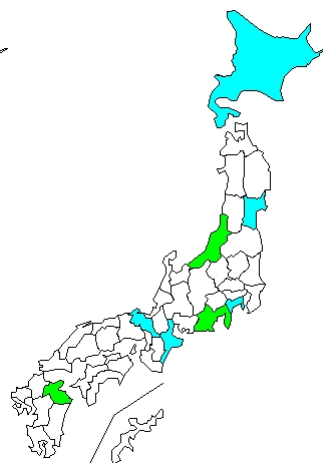
16W  
(04/15-04/21)  
36 cases



17W  
(04/22-04/28)  
26 cases



18W  
(04/29-05/05)  
13 cases



19W  
(05/06-05/12)  
11 cases

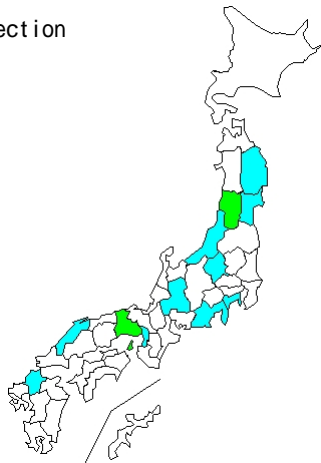
Isolation/detection of influenza virus A(H3) by prefecture, 2012/13

(Infectious Agents Surveillance Report: Data based on the reports received before August 30, 2013 from public health institutes)

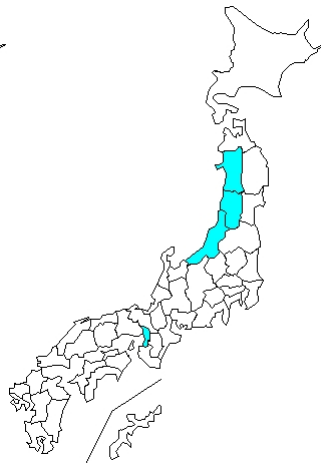


Infectious Agents Surveillance Report

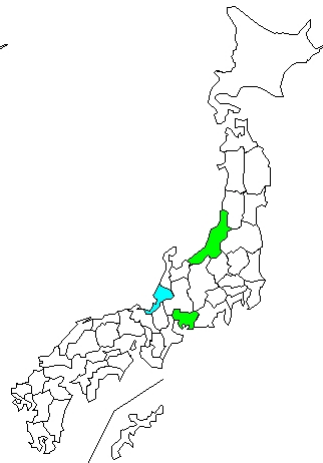
Reports of detection



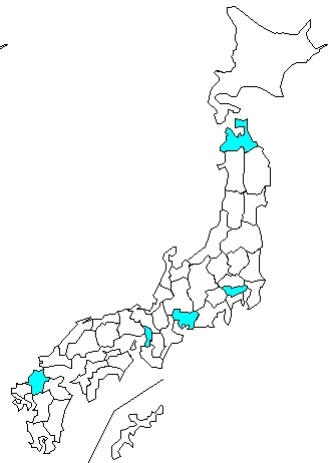
20W  
(05/13-05/19)  
14 cases



21W  
(05/20-05/26)  
4 cases

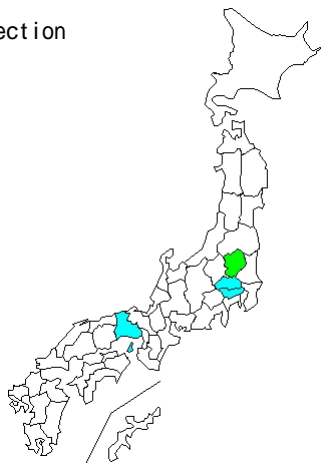


22W  
(05/27-06/02)  
5 cases



23W  
(06/03-06/09)  
5 cases

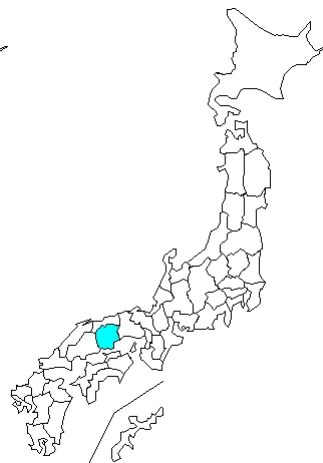
Reports of detection



24W  
(06/10-06/16)  
5 cases



25W  
(06/17-06/23)  
no case

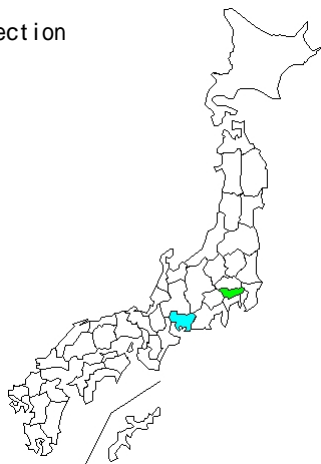


26W  
(06/24-06/30)  
1 case

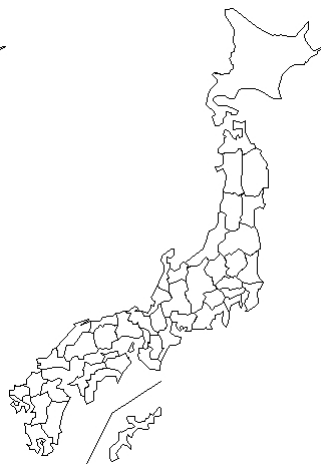


27W  
(07/01-07/07)  
no case

Reports of detection



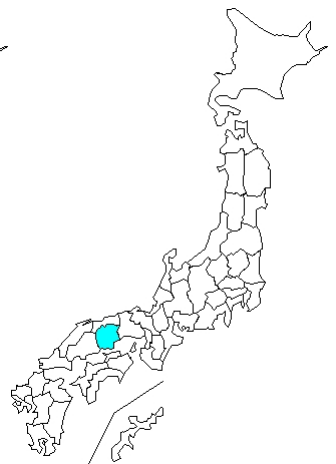
28W  
(07/08-07/14)  
4 cases



29W  
(07/15-07/21)  
no case



30W  
(07/22-07/28)  
no case



31W  
(07/29-08/04)  
1 case

# Isolation/detection of influenza virus A(H3) by prefecture, 2012/13

(Infectious Agents Surveillance Report: Data based on the reports received before August 30, 2013 from public health institutes)

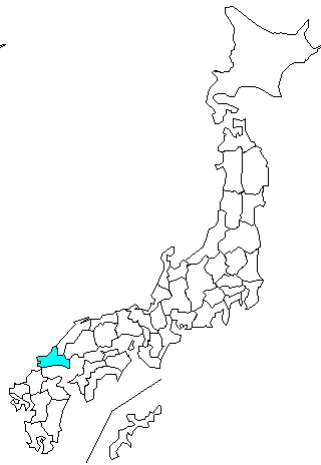


Infectious Agents Surveillance Report

## Reports of detection



32W  
(08/05-08/11)  
no case



33W  
(08/12-08/18)  
1 case



34W  
(08/19-08/25)  
no case



35W  
(08/26-09/01)  
no case