

Isolation/detection of influenza virus B (Total) by prefecture, 2011/12

(Infectious Agents Surveillance Report: Data based on the reports received before September 1, 2012 from public health institutes)



Infectious Agents Surveillance Report

Reports of detection



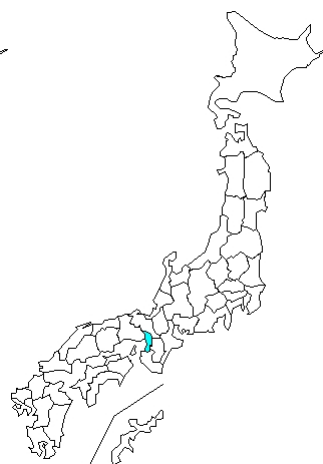
36W
(09/05-09/11)
no case



37W
(09/12-09/18)
no case

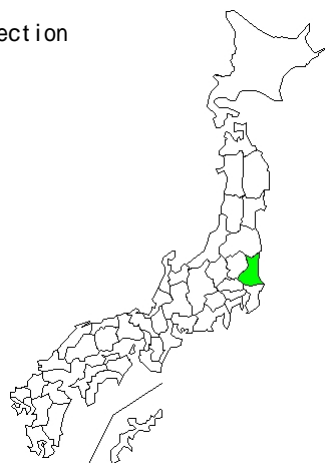


38W
(09/19-09/25)
no case



39W
(09/26-10/02)
1 case

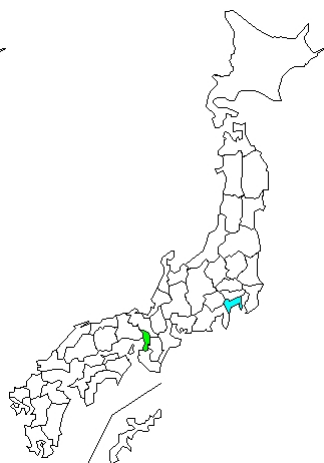
Reports of detection



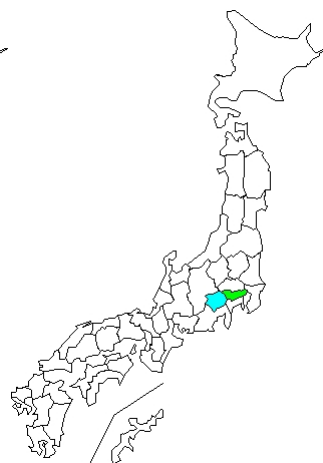
40W
(10/03-10/09)
5 cases



41W
(10/10-10/16)
no case



42W
(10/17-10/23)
3 cases

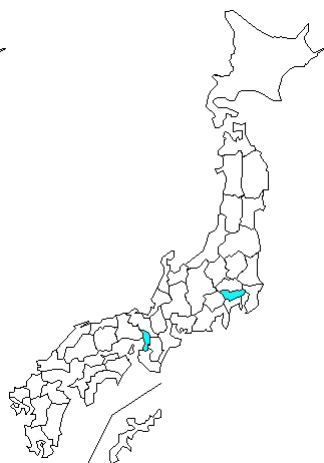


43W
(10/24-10/30)
3 cases

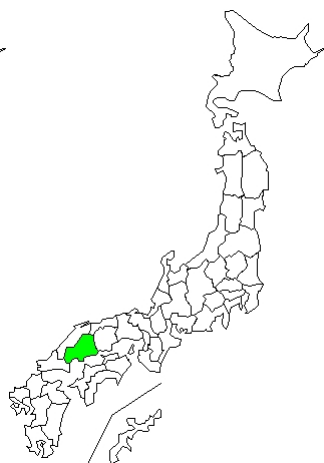
Reports of detection



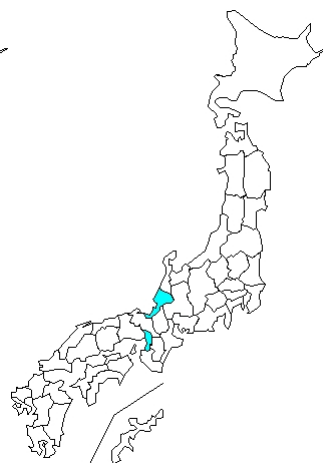
44W
(10/31-11/06)
7 cases



45W
(11/07-11/13)
2 cases



46W
(11/14-11/20)
2 cases



47W
(11/21-11/27)
2 cases

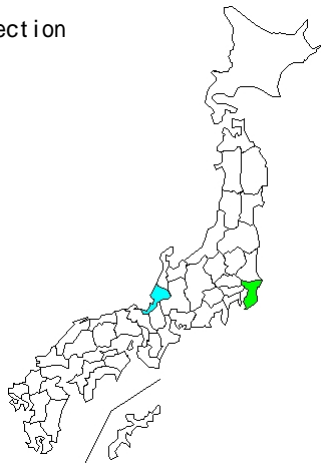
Isolation/detection of influenza virus B (Total) by prefecture, 2011/12

(Infectious Agents Surveillance Report: Data based on the reports received before September 1, 2012 from public health institutes)

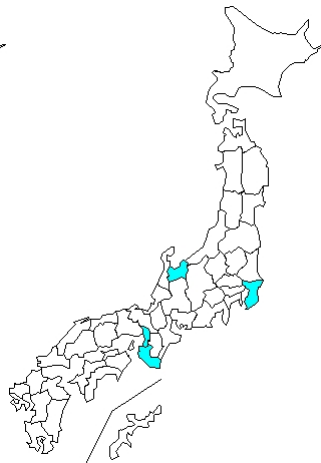


Infectious Agents Surveillance Report

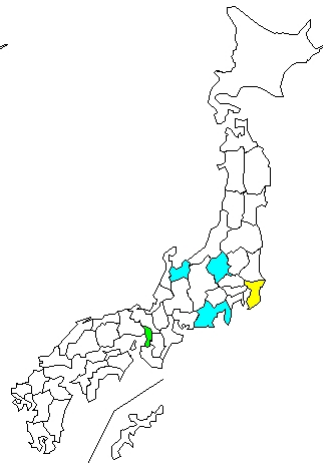
Reports of detection



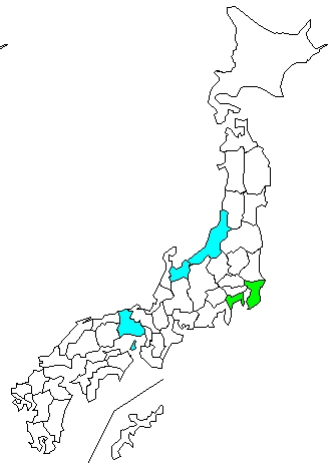
48W
(11/28-12/04)
3 cases



49W
(12/05-12/11)
4 cases

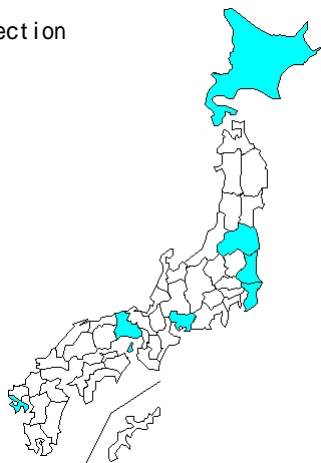


50W
(12/12-12/18)
15 cases

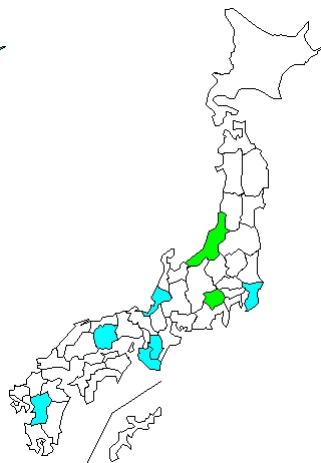


51W
(12/19-12/25)
7 cases

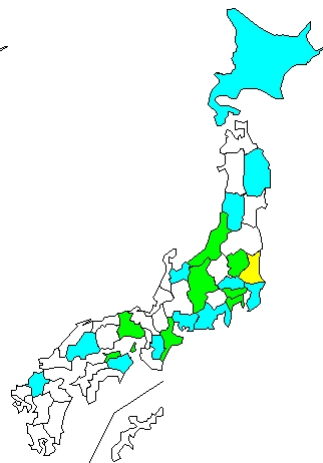
Reports of detection



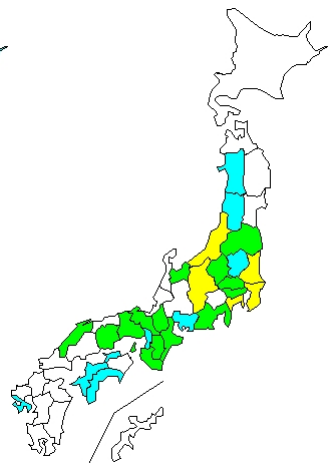
52W
(12/26-01/01)
7 cases



1W
(01/02-01/08)
11 cases

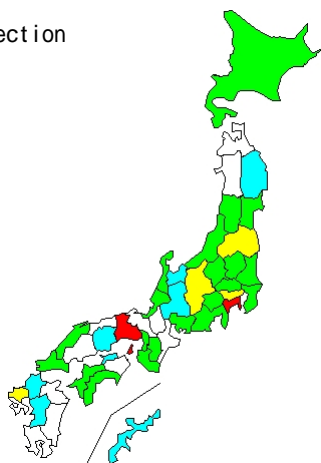


2W
(01/09-01/15)
40 cases

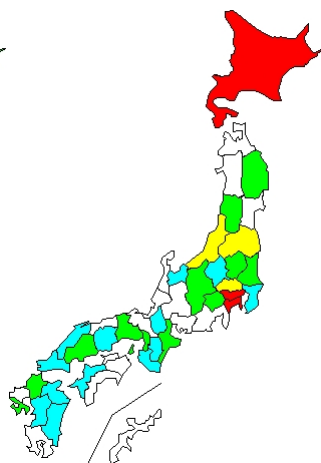


3W
(01/16-01/22)
94 cases

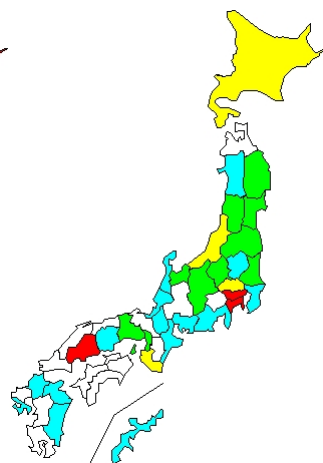
Reports of detection



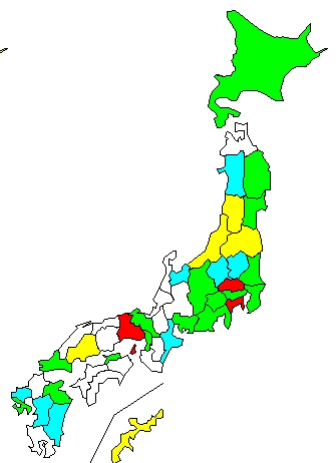
4W
(01/23-01/29)
117 cases



5W
(01/30-02/05)
114 cases



6W
(02/06-02/12)
124 cases



7W
(02/13-02/19)
155 cases

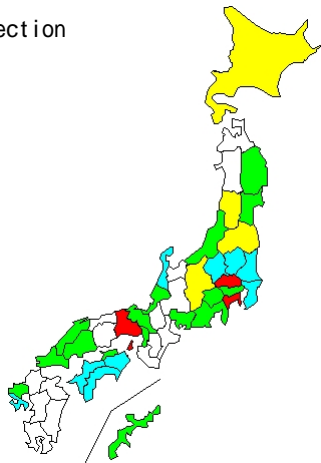
Isolation/detection of influenza virus B (Total) by prefecture, 2011/12

(Infectious Agents Surveillance Report: Data based on the reports received before September 1, 2012 from public health institutes)

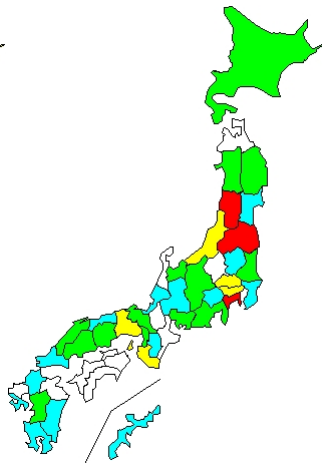


Infectious Agents Surveillance Report

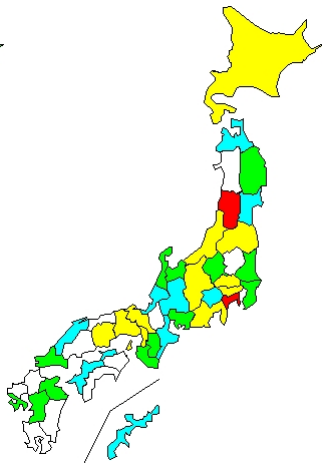
Reports of detection



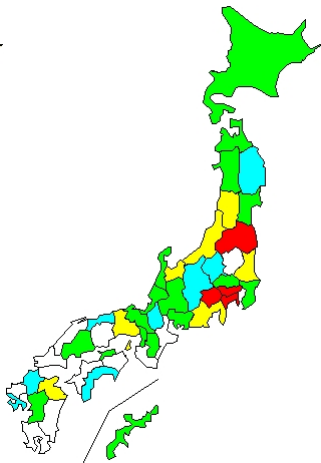
8W
(02/20-02/26)
130 cases



9W
(02/27-03/04)
156 cases

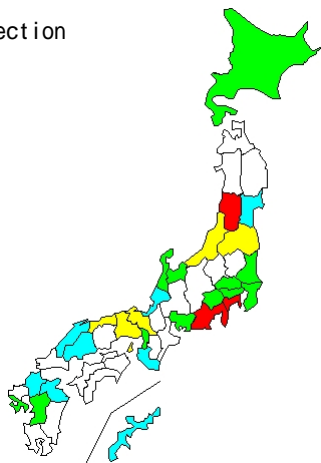


10W
(03/05-03/11)
179 cases

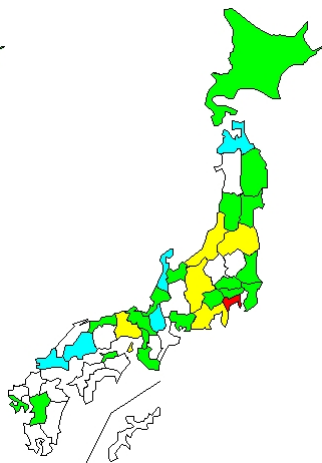


11W
(03/12-03/18)
162 cases

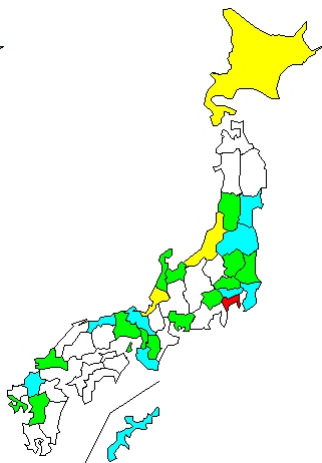
Reports of detection



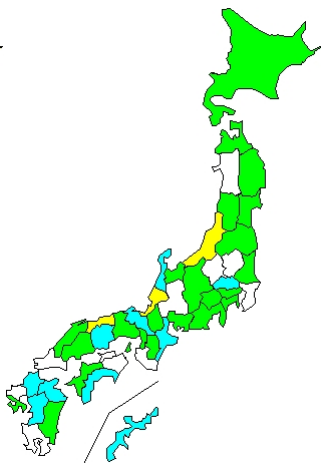
12W
(03/19-03/25)
120 cases



13W
(03/26-04/01)
114 cases

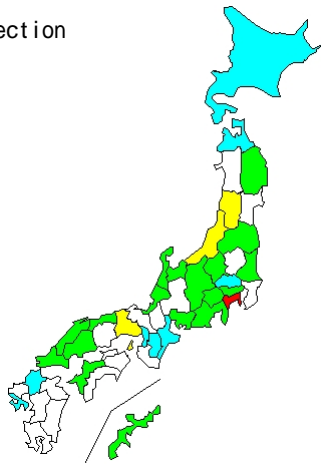


14W
(04/02-04/08)
83 cases

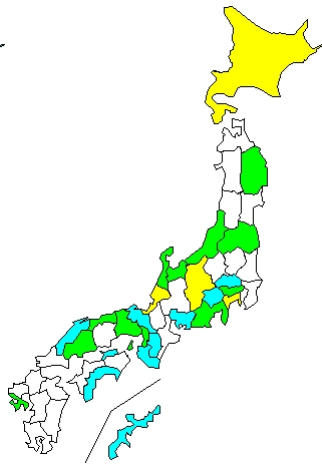


15W
(04/09-04/15)
106 cases

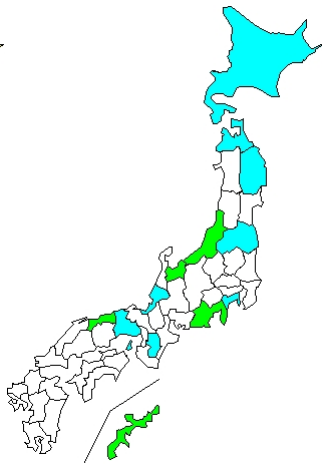
Reports of detection



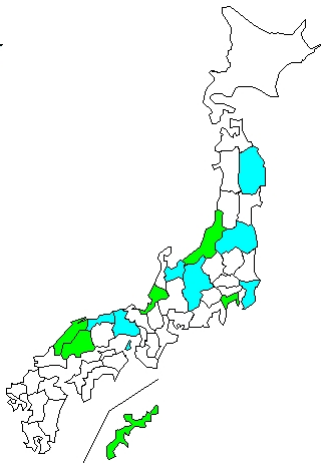
16W
(04/16-04/22)
94 cases



17W
(04/23-04/29)
72 cases



18W
(04/30-05/06)
21 cases



19W
(05/07-05/13)
22 cases

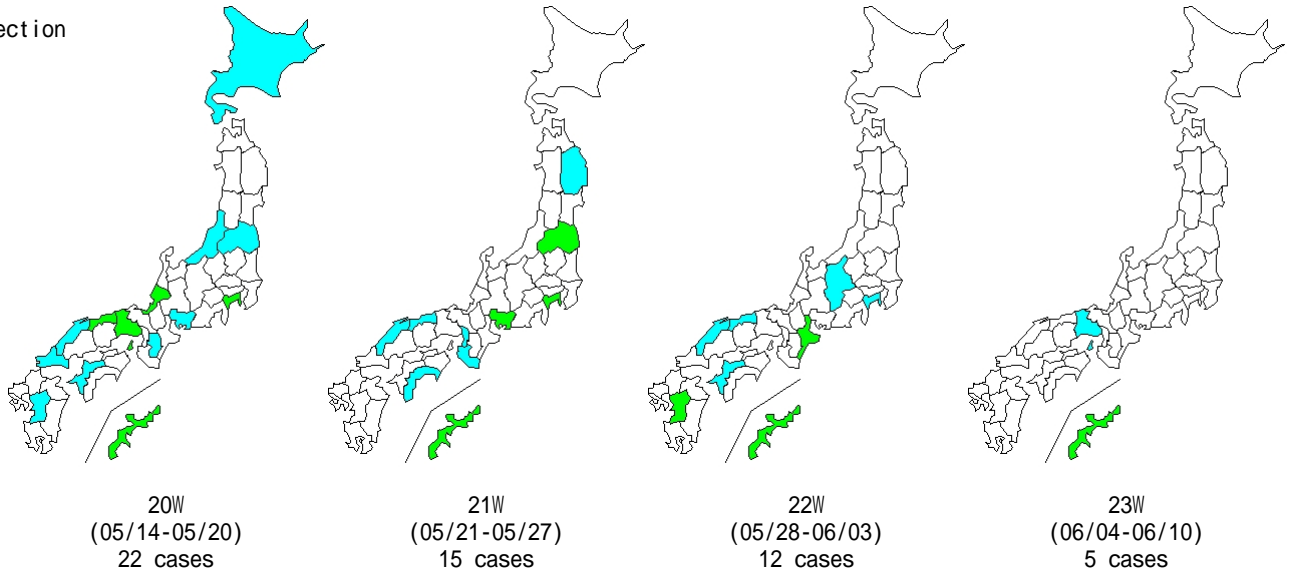
Isolation/detection of influenza virus B (Total) by prefecture, 2011/12

(Infectious Agents Surveillance Report: Data based on the reports received before September 1, 2012 from public health institutes)

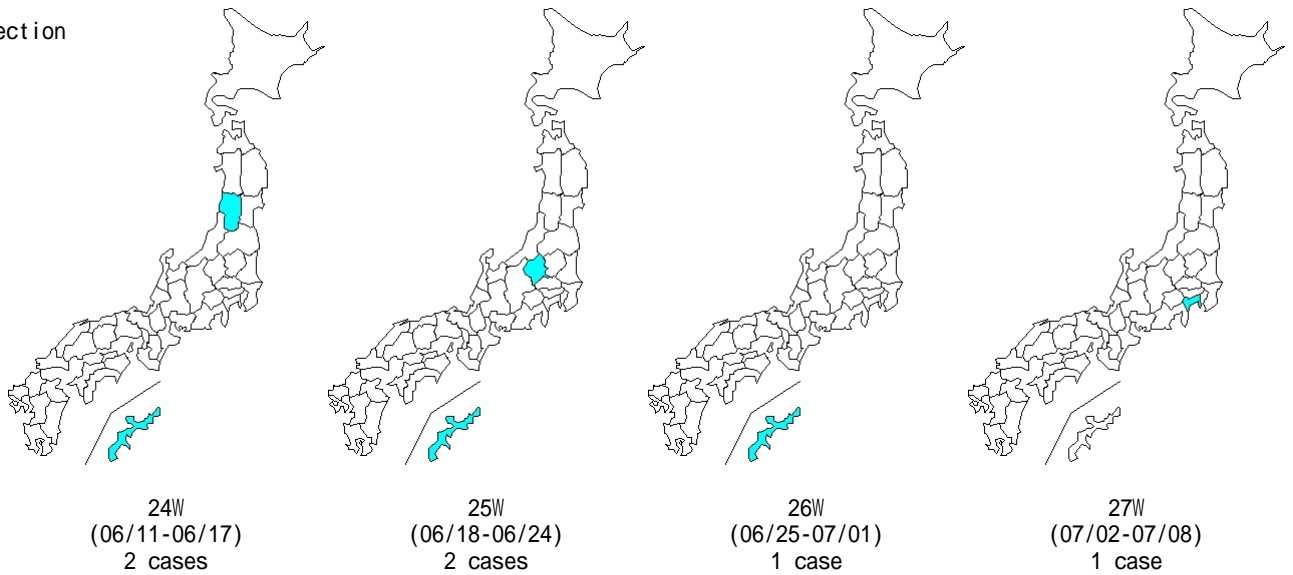


Infectious Agents Surveillance Report

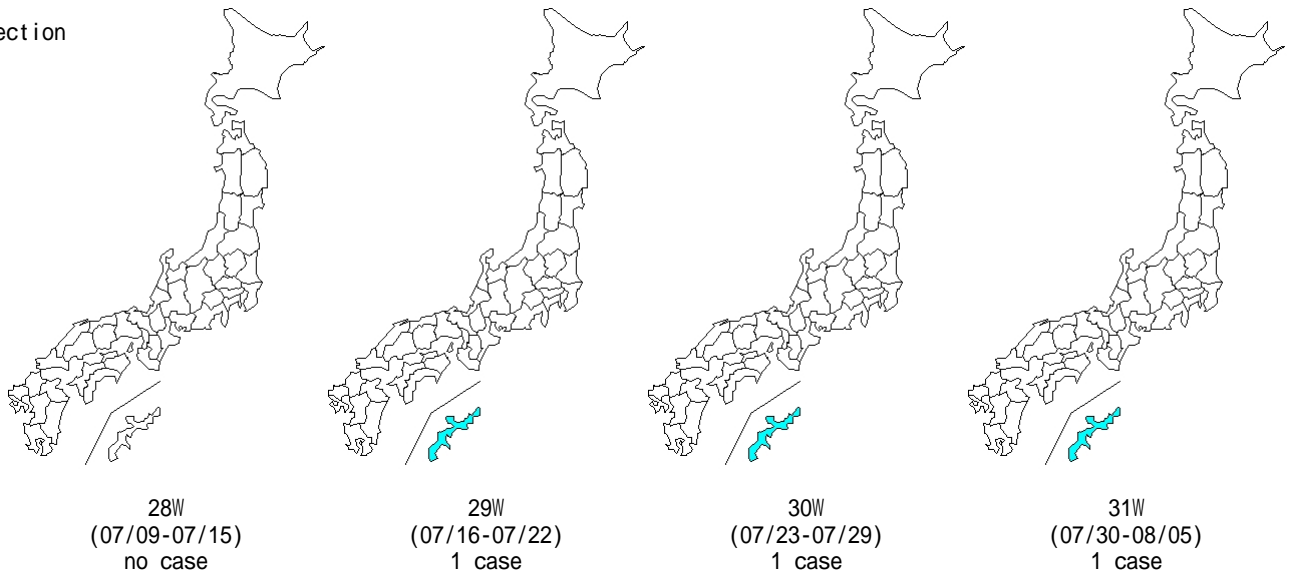
Reports of detection



Reports of detection



Reports of detection



Isolation/detection of influenza virus B (Total) by prefecture, 2011/12

(Infectious Agents Surveillance Report: Data based on the reports received before September 1, 2012 from public health institutes)

IASR

Infectious Agents Surveillance Report

Reports of detection



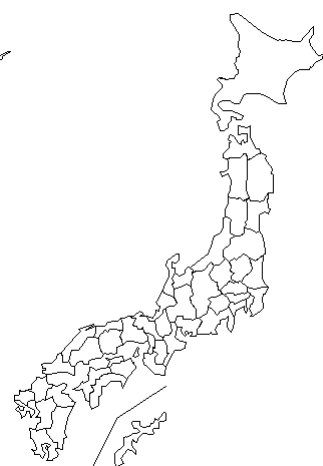
32W
(08/06-08/12)
2 cases



33W
(08/13-08/19)
1 case



34W
(08/20-08/26)
no case



35W
(08/27-09/02)
no case