

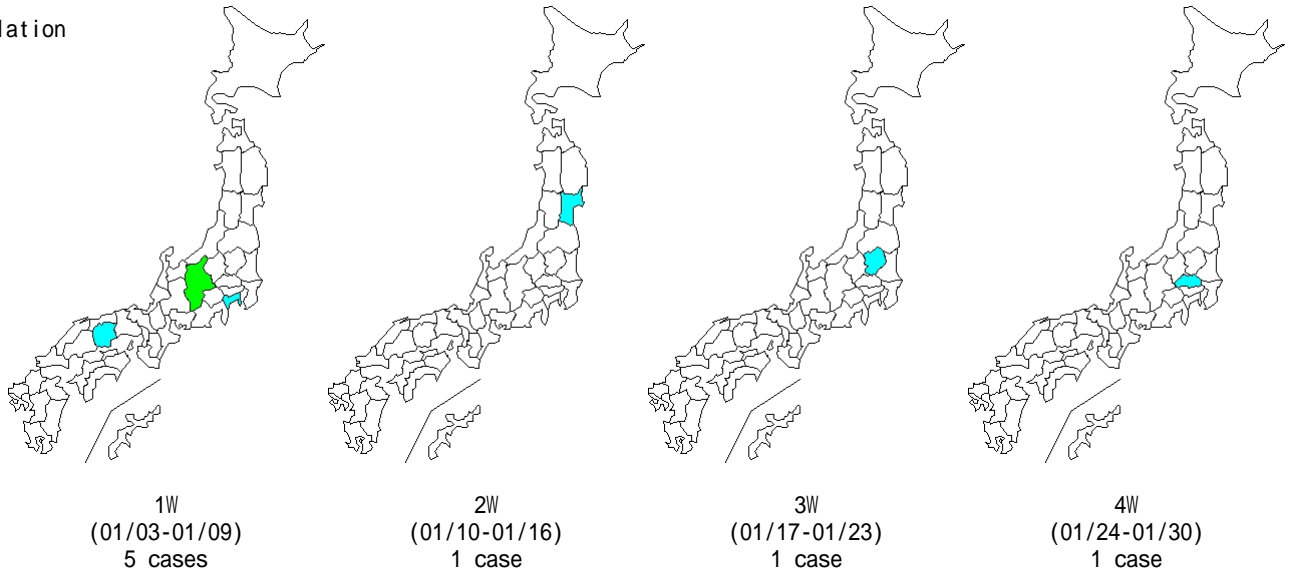
Isolation of VTEC O26 by prefecture, 2022

(Infectious Agents Surveillance Report: Data based on the reports received before December 30, 2022 from public health institutes)

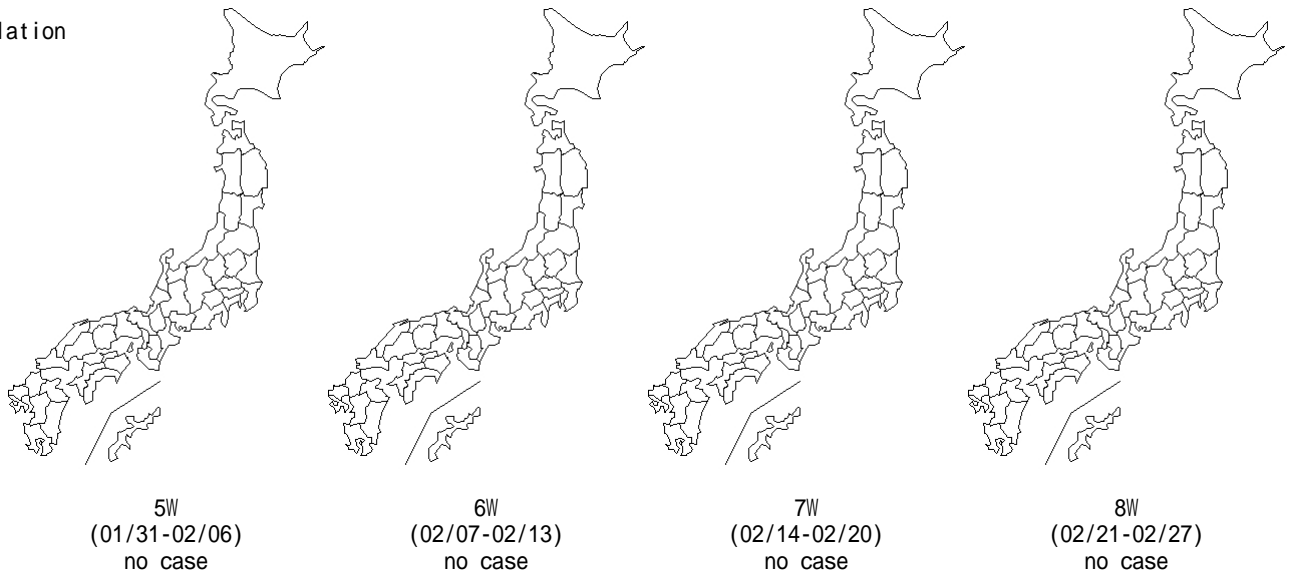


Infectious Agents Surveillance Report

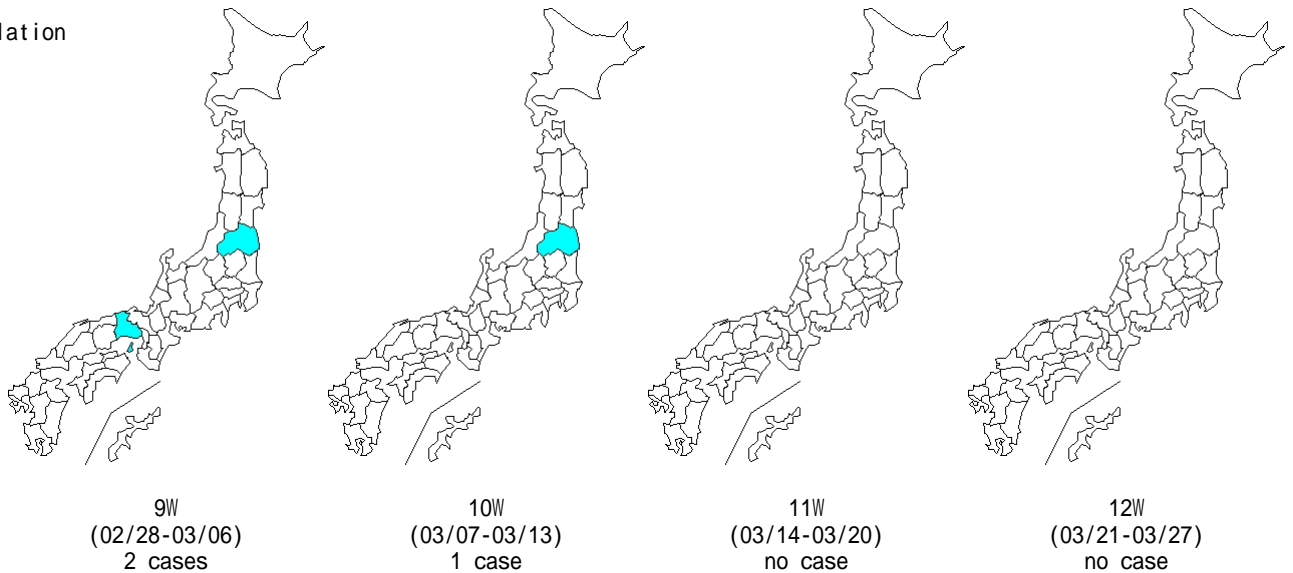
Reports of isolation



Reports of isolation



Reports of isolation



Isolation of VTEC O26 by prefecture, 2022

(Infectious Agents Surveillance Report: Data based on the reports received before December 30, 2022 from public health institutes)



Infectious Agents Surveillance Report

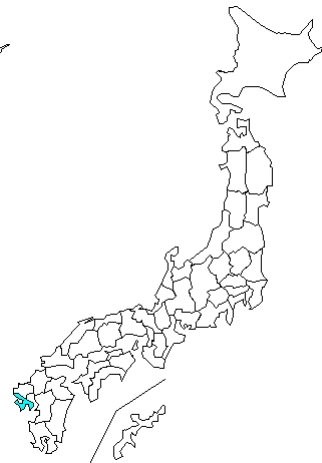
Reports of isolation



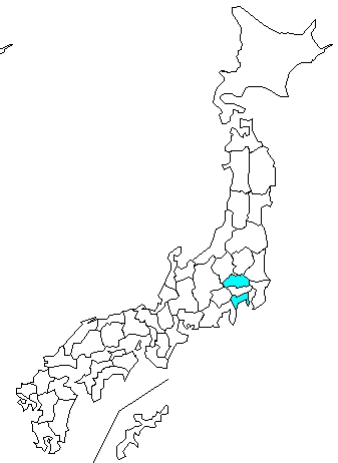
13W
(03/28-04/03)
1 case



14W
(04/04-04/10)
no case



15W
(04/11-04/17)
1 case

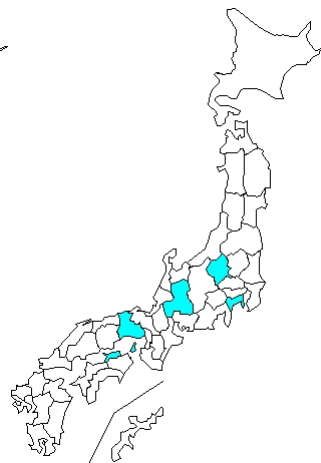


16W
(04/18-04/24)
2 cases

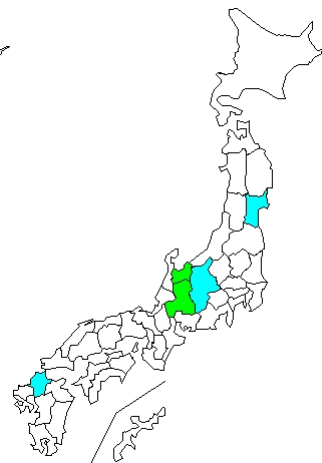
Reports of isolation



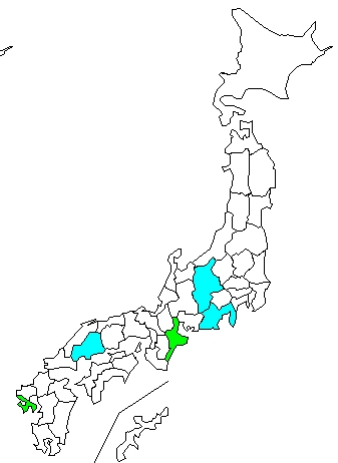
17W
(04/25-05/01)
no case



18W
(05/02-05/08)
5 cases

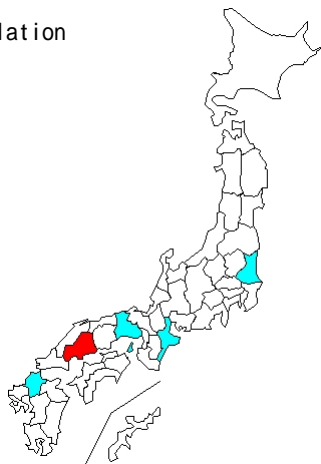


19W
(05/09-05/15)
11 cases

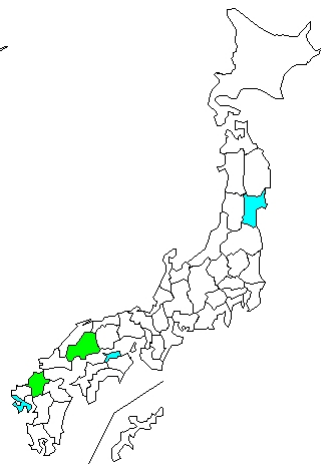


20W
(05/16-05/22)
7 cases

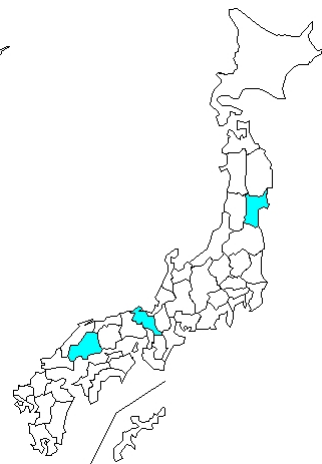
Reports of isolation



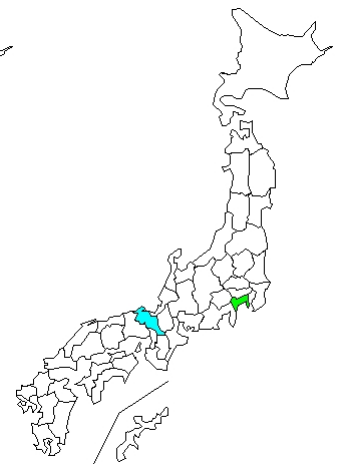
21W
(05/23-05/29)
17 cases



22W
(05/30-06/05)
10 cases



23W
(06/06-06/12)
3 cases



24W
(06/13-06/19)
3 cases

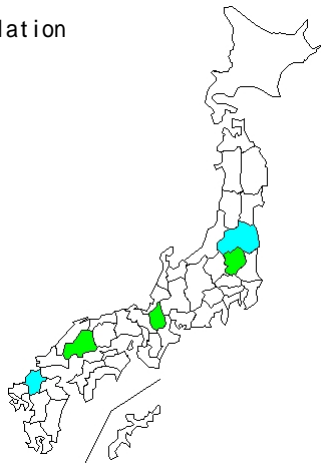
Isolation of VTEC O26 by prefecture, 2022

(Infectious Agents Surveillance Report: Data based on the reports received before December 30, 2022 from public health institutes)

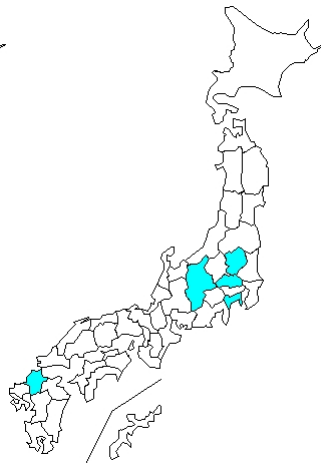


Infectious Agents Surveillance Report

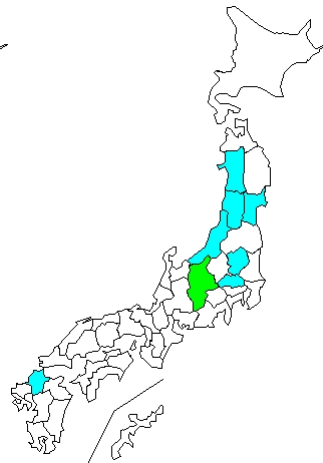
Reports of isolation



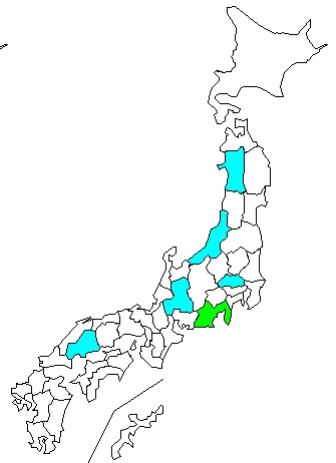
25W
(06/20-06/26)
9 cases



26W
(06/27-07/03)
5 cases

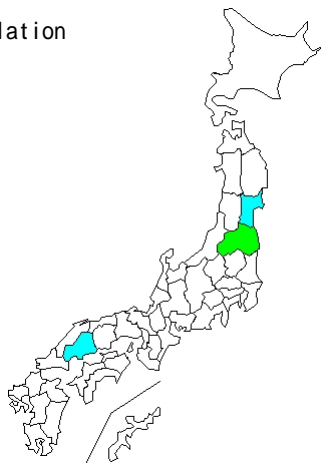


27W
(07/04-07/10)
9 cases

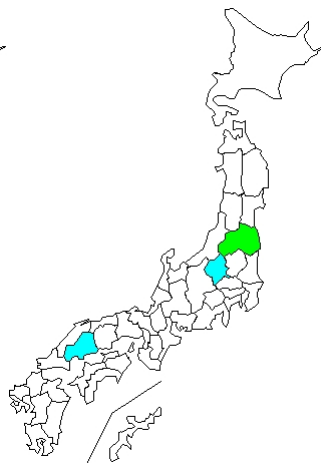


28W
(07/11-07/17)
7 cases

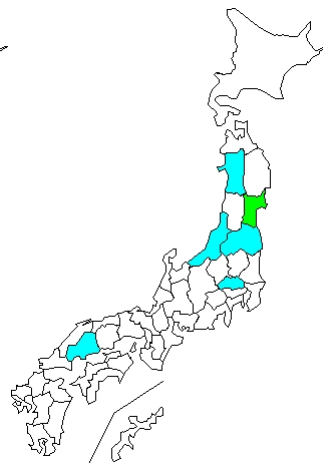
Reports of isolation



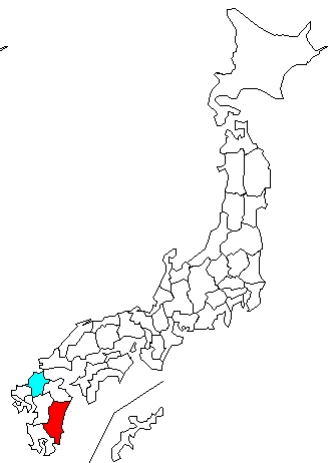
29W
(07/18-07/24)
4 cases



30W
(07/25-07/31)
4 cases

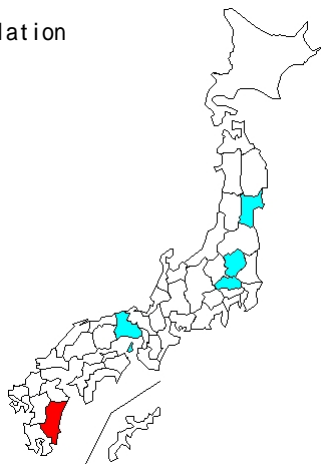


31W
(08/01-08/07)
7 cases

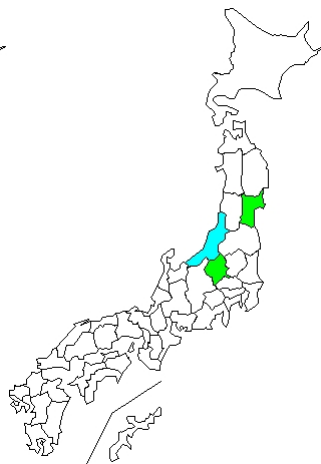


32W
(08/08-08/14)
15 cases

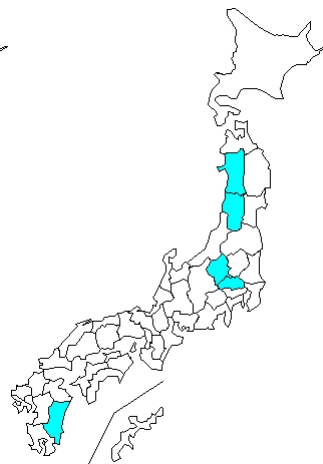
Reports of isolation



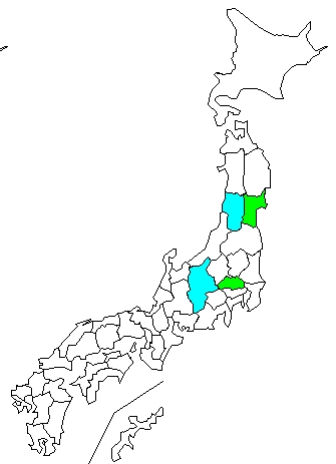
33W
(08/15-08/21)
17 cases



34W
(08/22-08/28)
6 cases



35W
(08/29-09/04)
5 cases



36W
(09/05-09/11)
6 cases

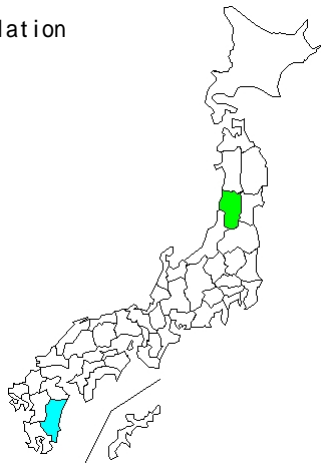
Isolation of VTEC O26 by prefecture, 2022

(Infectious Agents Surveillance Report: Data based on the reports received before December 30, 2022 from public health institutes)

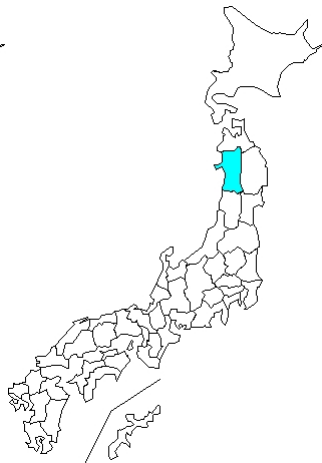


Infectious Agents Surveillance Report

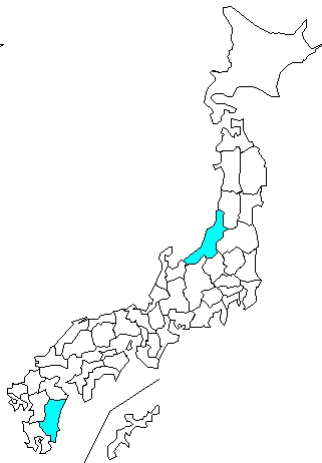
Reports of isolation



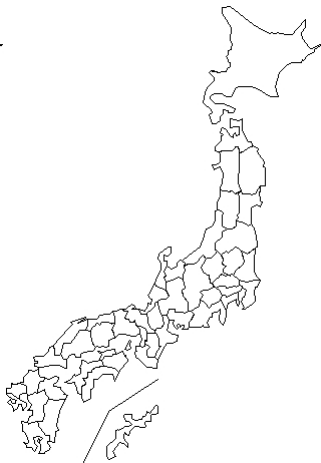
37W
(09/12-09/18)
3 cases



38W
(09/19-09/25)
1 case

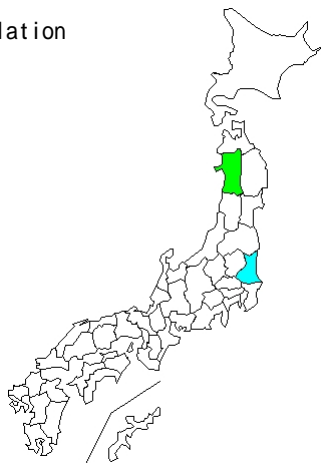


39W
(09/26-10/02)
2 cases



40W
(10/03-10/09)
no case

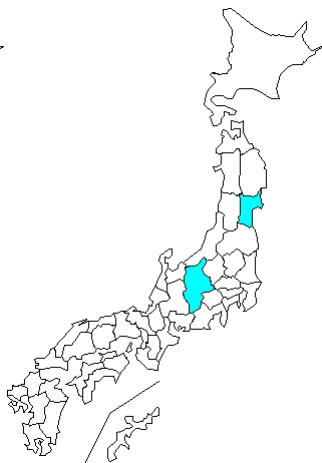
Reports of isolation



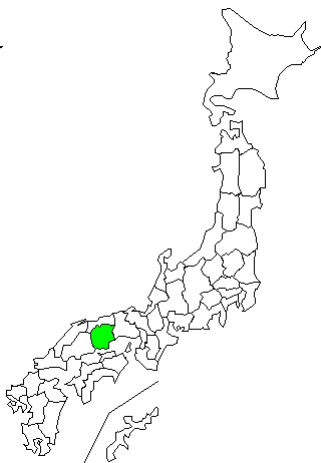
41W
(10/10-10/16)
3 cases



42W
(10/17-10/23)
no case



43W
(10/24-10/30)
2 cases



44W
(10/31-11/06)
2 cases

Reports of isolation



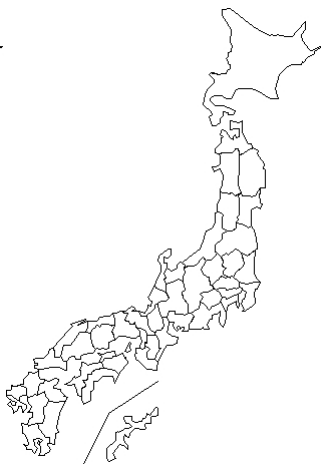
45W
(11/07-11/13)
no case



46W
(11/14-11/20)
no case



47W
(11/21-11/27)
no case



48W
(11/28-12/04)
no case

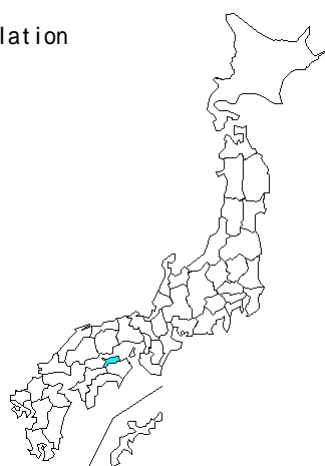
Isolation of VTEC O26 by prefecture, 2022

(Infectious Agents Surveillance Report: Data based on the reports received before December 30, 2022 from public health institutes)



Infectious Agents Surveillance Report

Reports of isolation



49W
(12/05-12/11)
1 case



50W
(12/12-12/18)
no case



51W
(12/19-12/25)
no case



52W
(12/26-01/01)
no case

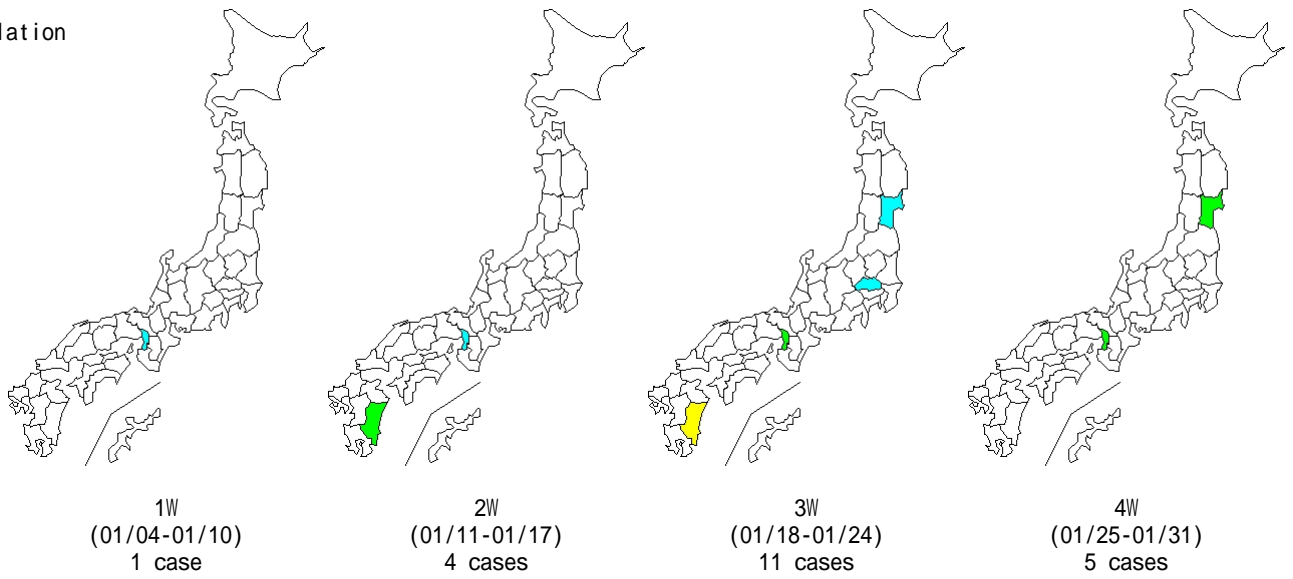
Isolation of VTEC O26 by prefecture, 2021

(Infectious Agents Surveillance Report: Data based on the reports received before December 30, 2022 from public health institutes)

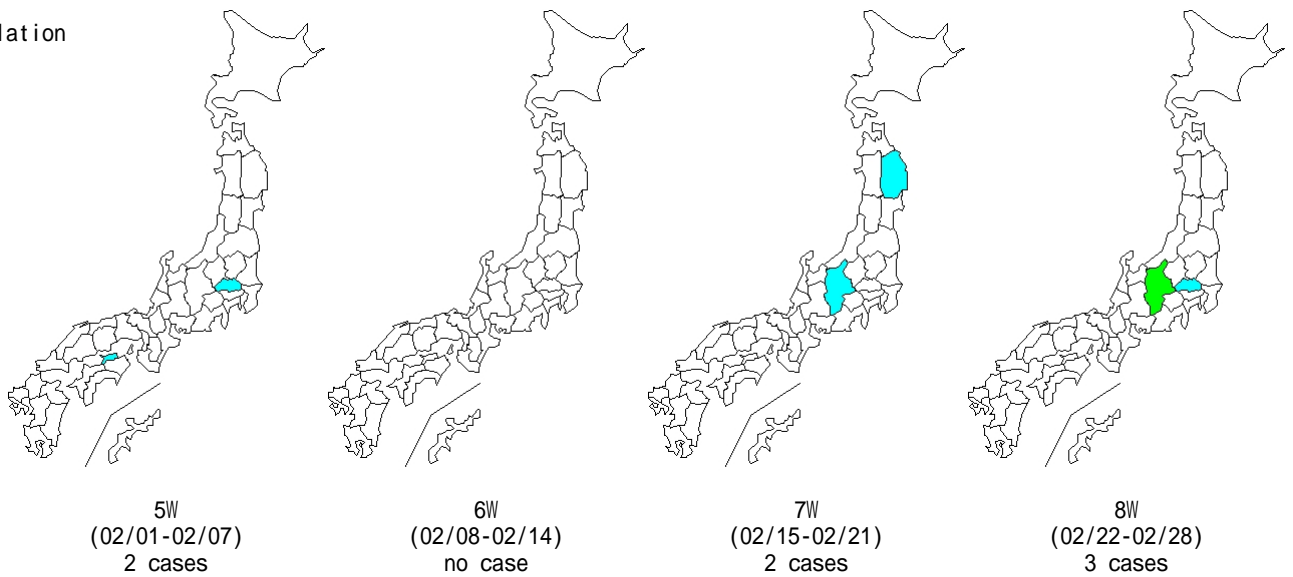


Infectious Agents Surveillance Report

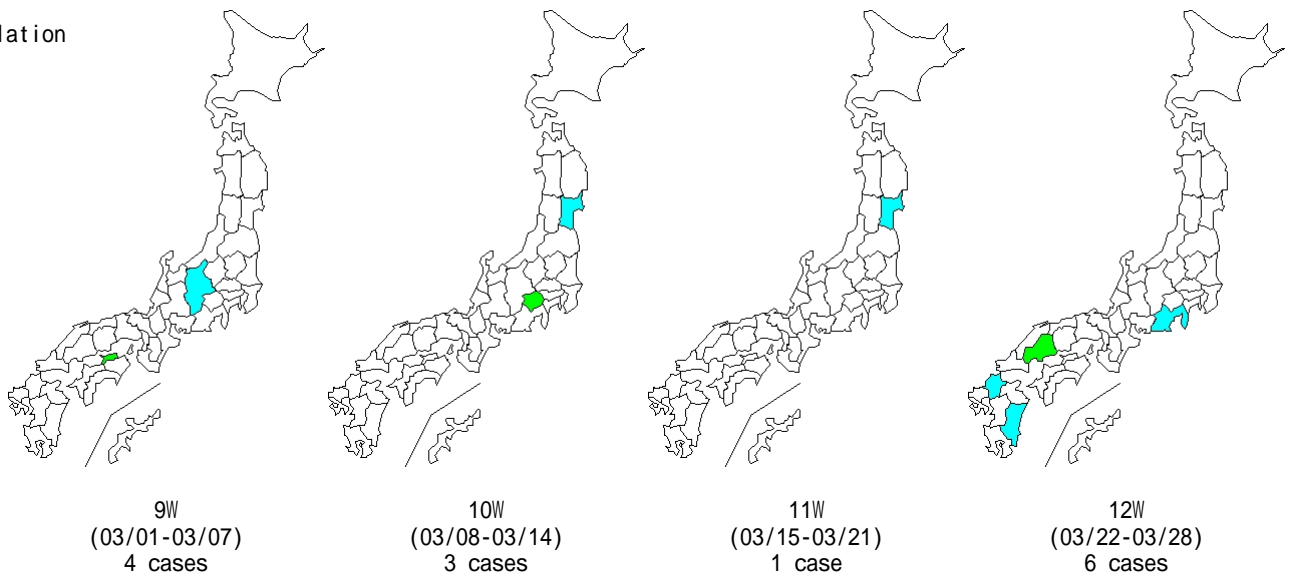
Reports of isolation



Reports of isolation



Reports of isolation



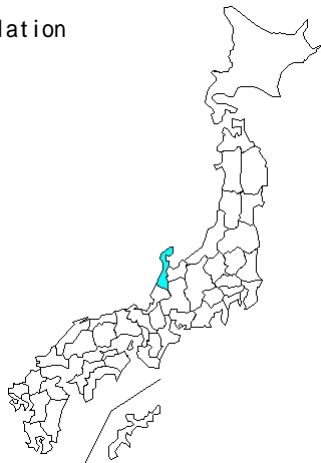
Isolation of VTEC O26 by prefecture, 2021

(Infectious Agents Surveillance Report: Data based on the reports received before December 30, 2022 from public health institutes)

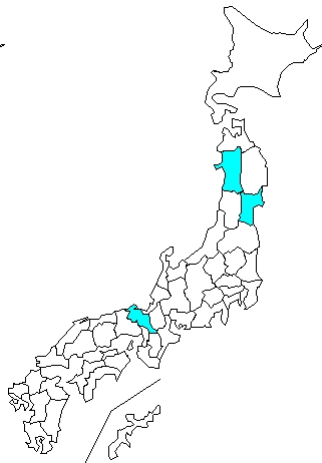


Infectious Agents Surveillance Report

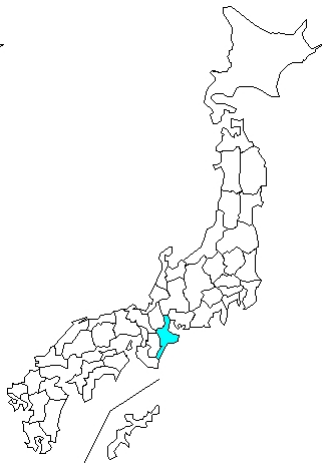
Reports of isolation



13W
(03/29-04/04)
1 case



14W
(04/05-04/11)
3 cases



15W
(04/12-04/18)
1 case

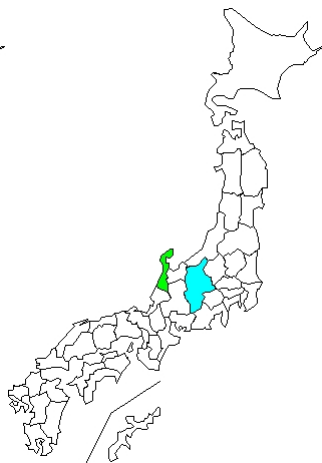


16W
(04/19-04/25)
no case

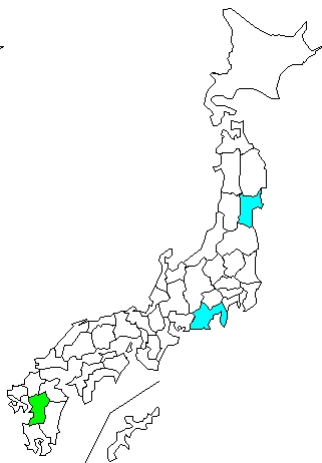
Reports of isolation



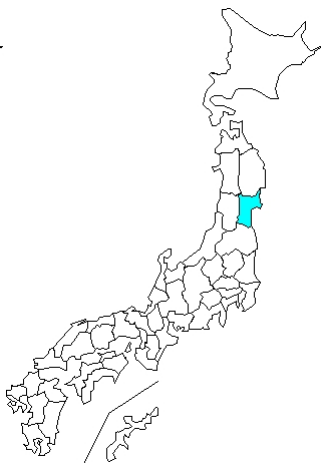
17W
(04/26-05/02)
2 cases



18W
(05/03-05/09)
4 cases

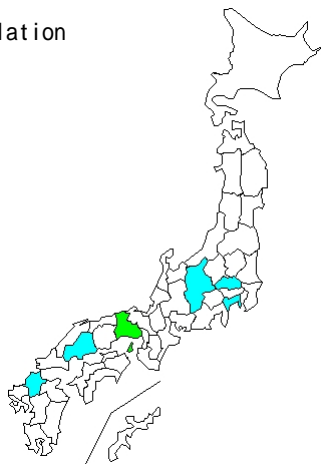


19W
(05/10-05/16)
5 cases

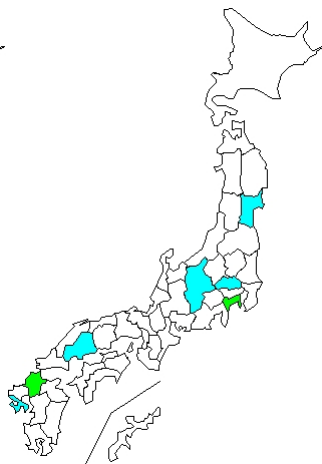


20W
(05/17-05/23)
1 case

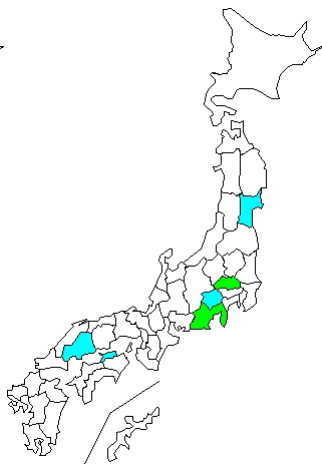
Reports of isolation



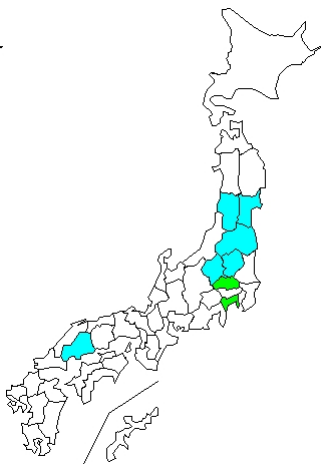
21W
(05/24-05/30)
7 cases



22W
(05/31-06/06)
9 cases



23W
(06/07-06/13)
11 cases



24W
(06/14-06/20)
11 cases

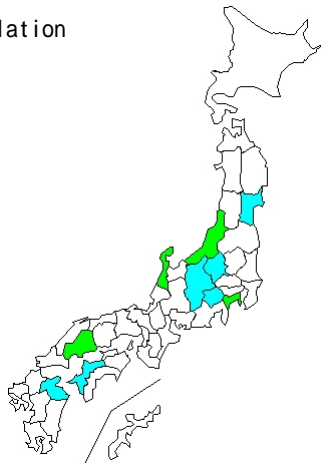
Isolation of VTEC O26 by prefecture, 2021

(Infectious Agents Surveillance Report: Data based on the reports received before December 30, 2022 from public health institutes)

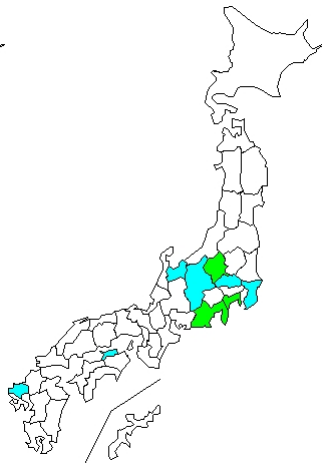


Infectious Agents Surveillance Report

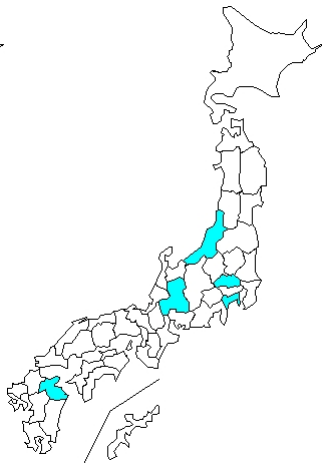
Reports of isolation



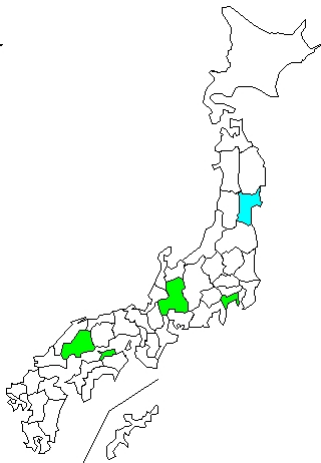
25W
(06/21-06/27)
15 cases



26W
(06/28-07/04)
12 cases

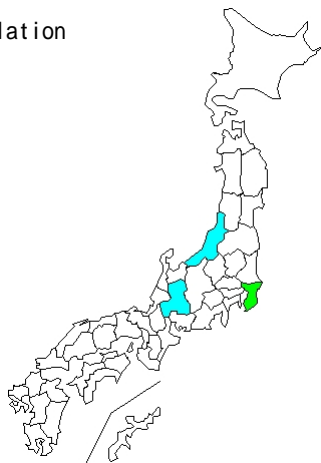


27W
(07/05-07/11)
5 cases

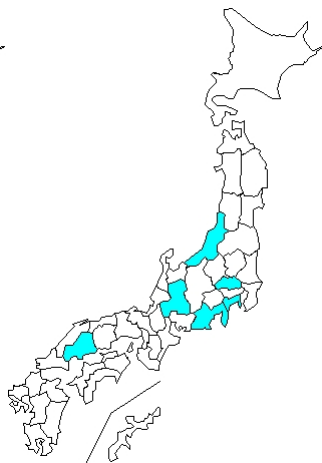


28W
(07/12-07/18)
13 cases

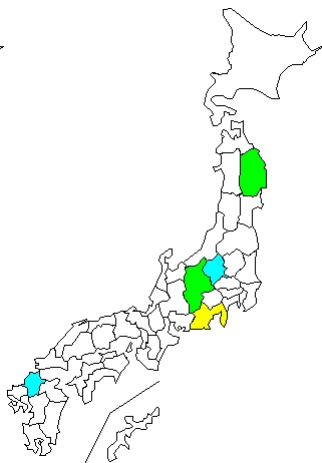
Reports of isolation



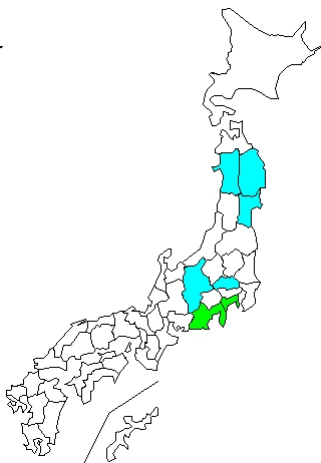
29W
(07/19-07/25)
4 cases



30W
(07/26-08/01)
6 cases

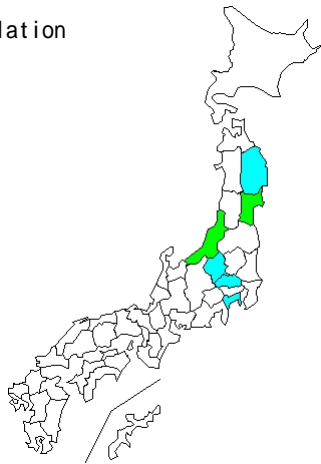


31W
(08/02-08/08)
16 cases

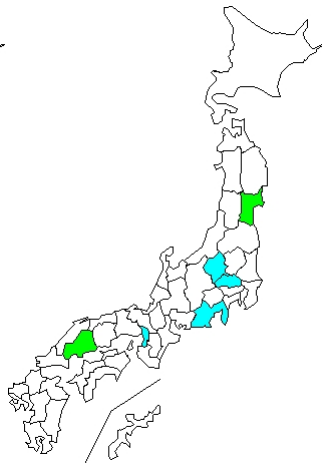


32W
(08/09-08/15)
10 cases

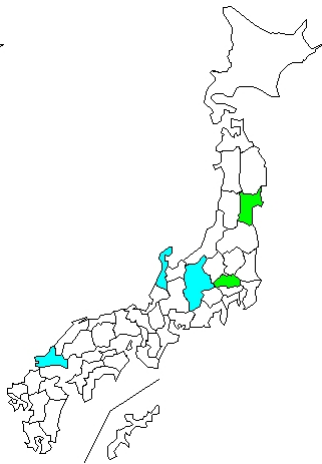
Reports of isolation



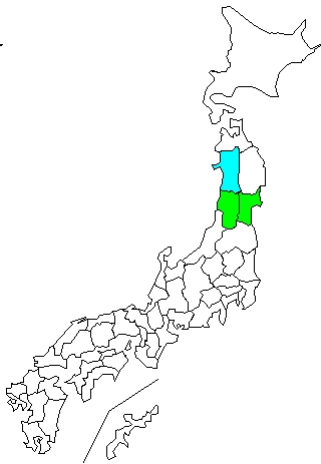
33W
(08/16-08/22)
8 cases



34W
(08/23-08/29)
10 cases



35W
(08/30-09/05)
10 cases



36W
(09/06-09/12)
6 cases

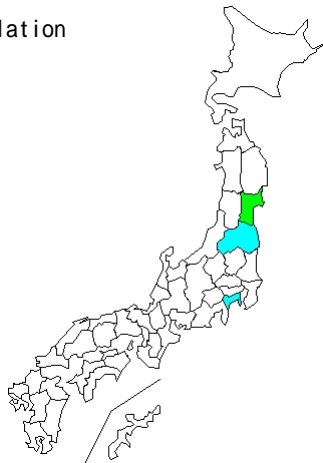
Isolation of VTEC O26 by prefecture, 2021

(Infectious Agents Surveillance Report: Data based on the reports received before December 30, 2022 from public health institutes)

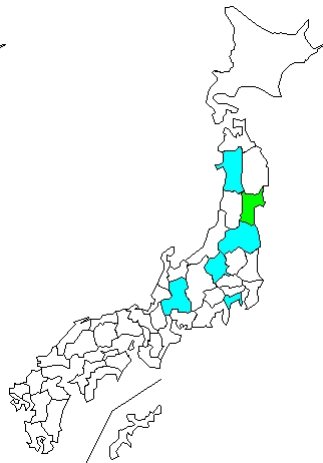


Infectious Agents Surveillance Report

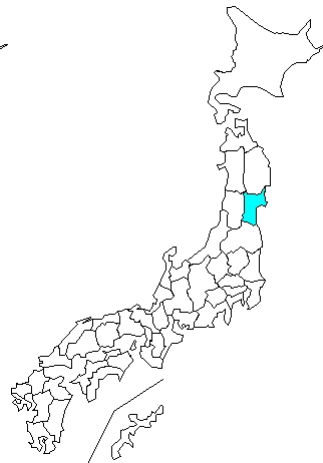
Reports of isolation



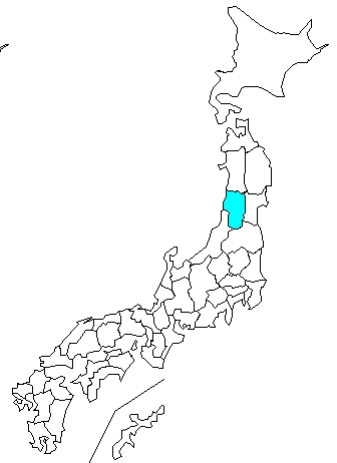
37W
(09/13-09/19)
4 cases



38W
(09/20-09/26)
8 cases

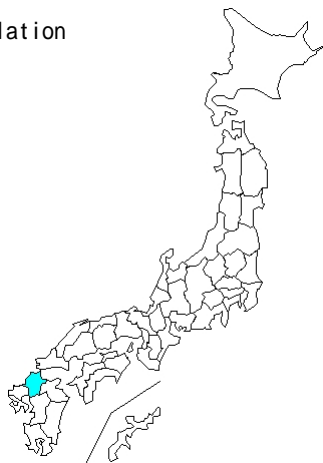


39W
(09/27-10/03)
1 case

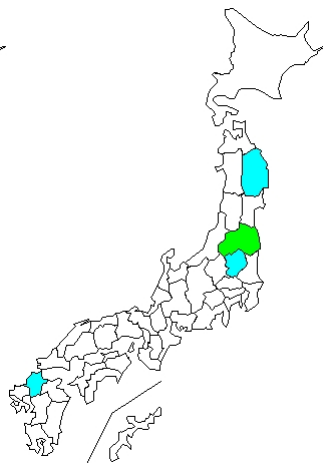


40W
(10/04-10/10)
1 case

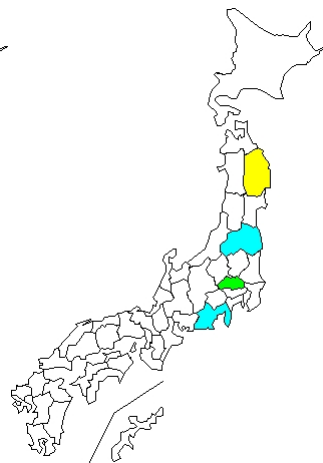
Reports of isolation



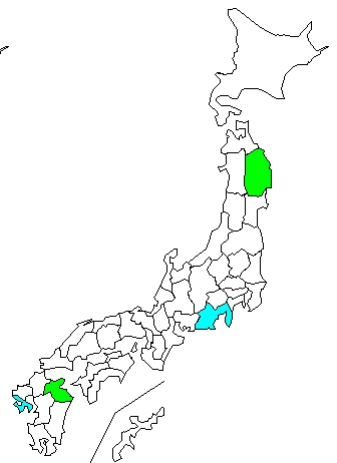
41W
(10/11-10/17)
1 case



42W
(10/18-10/24)
5 cases

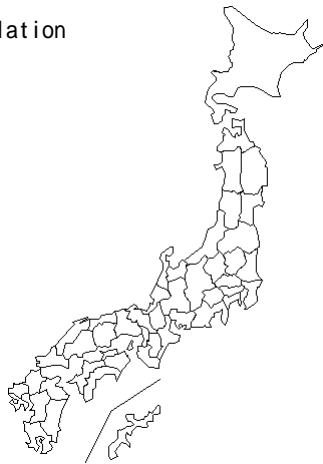


43W
(10/25-10/31)
14 cases

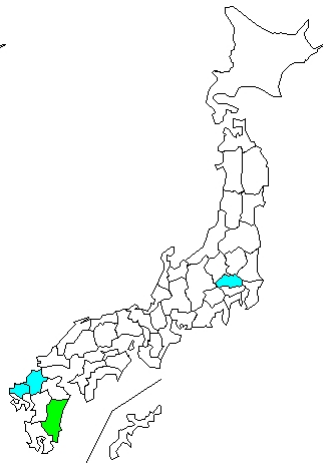


44W
(11/01-11/07)
6 cases

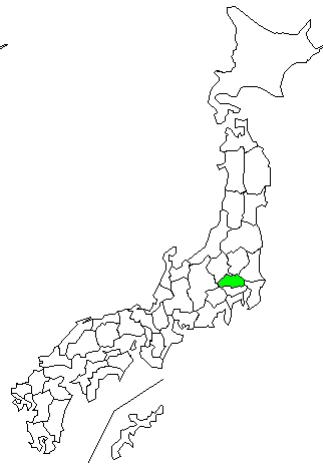
Reports of isolation



45W
(11/08-11/14)
no case



46W
(11/15-11/21)
5 cases



47W
(11/22-11/28)
3 cases



48W
(11/29-12/05)
1 case

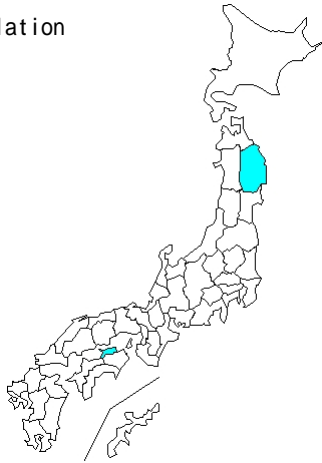
Isolation of VTEC O26 by prefecture, 2021

(Infectious Agents Surveillance Report: Data based on the reports received before December 30, 2022 from public health institutes)

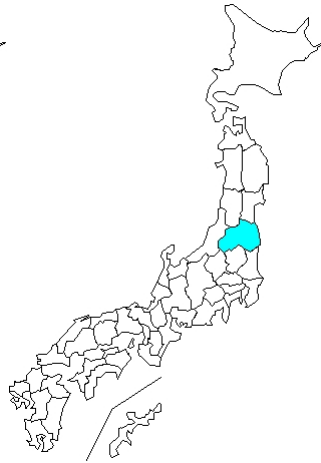


Infectious Agents Surveillance Report

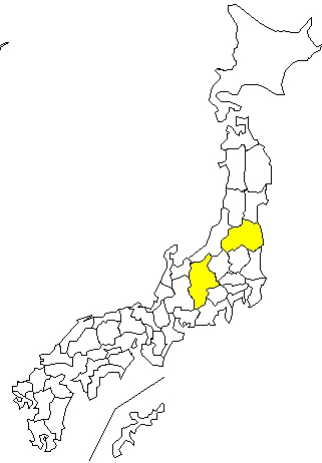
Reports of isolation



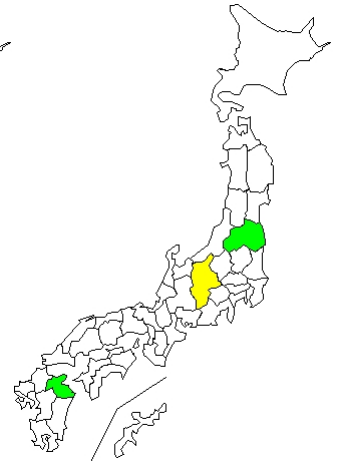
49W
(12/06-12/12)
2 cases



50W
(12/13-12/19)
1 case



51W
(12/20-12/26)
17 cases



52W
(12/27-01/02)
13 cases