

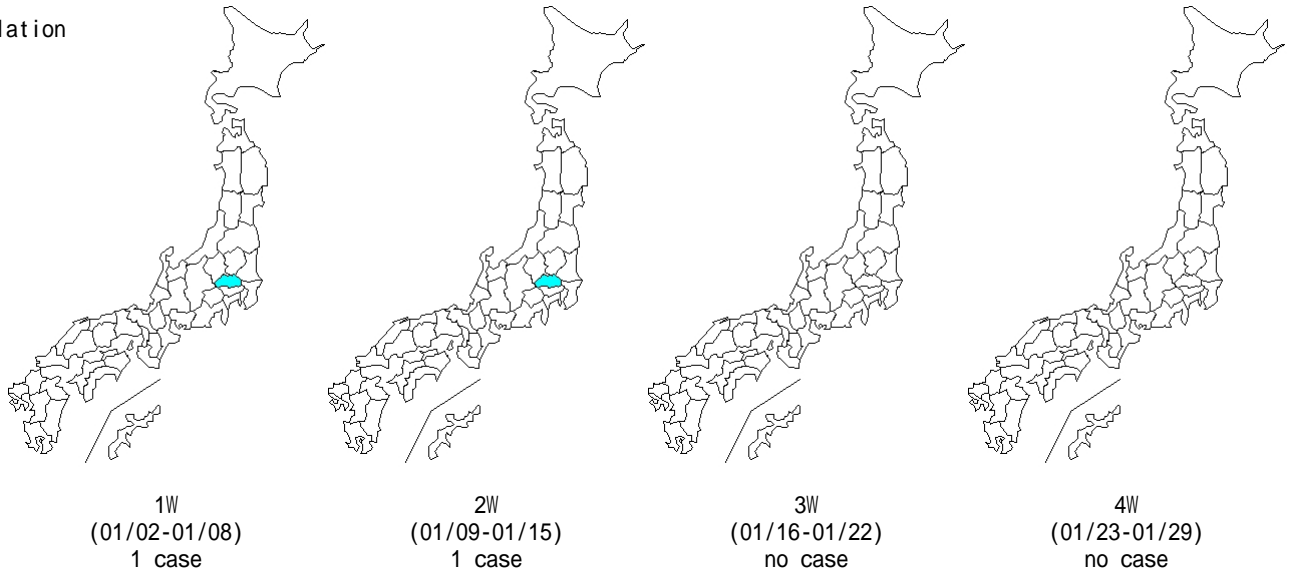
Isolation of VTEC O26 by prefecture, 2017

(Infectious Agents Surveillance Report: Data based on the reports received before December 27, 2017 from public health institutes)

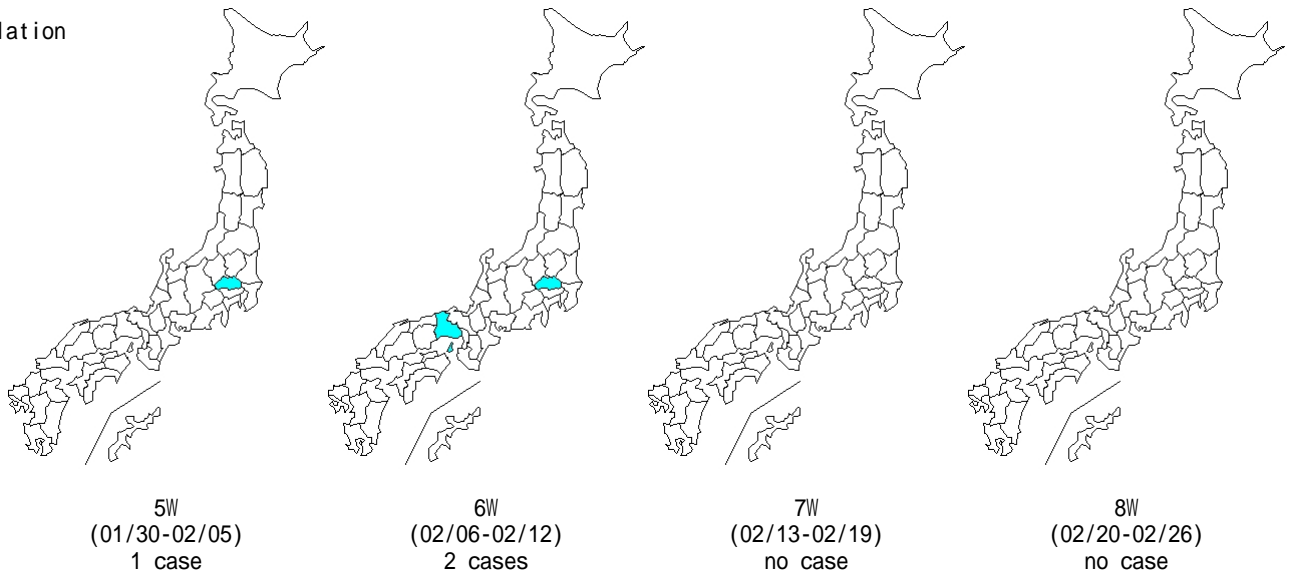


Infectious Agents Surveillance Report

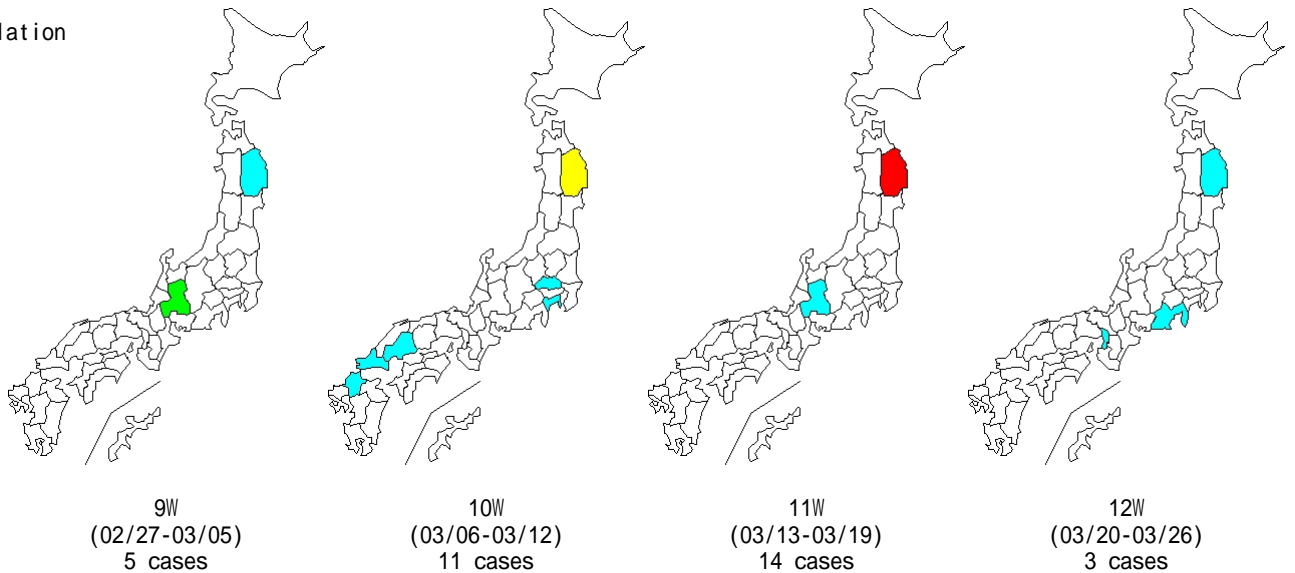
Reports of isolation



Reports of isolation



Reports of isolation



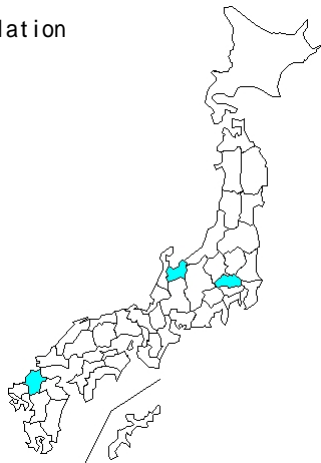
Isolation of VTEC O26 by prefecture, 2017

(Infectious Agents Surveillance Report: Data based on the reports received before December 27, 2017 from public health institutes)

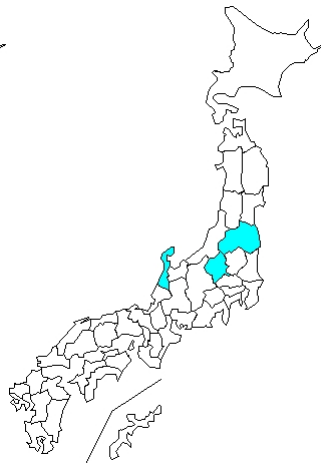


Infectious Agents Surveillance Report

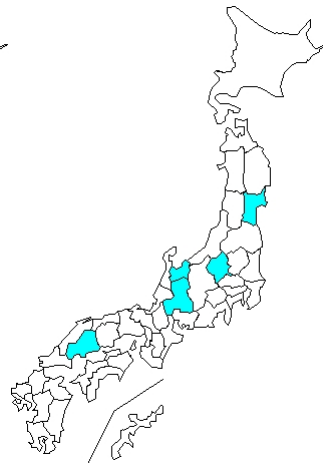
Reports of isolation



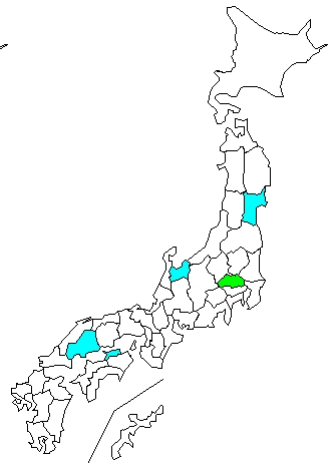
13W
(03/27-04/02)
3 cases



14W
(04/03-04/09)
3 cases

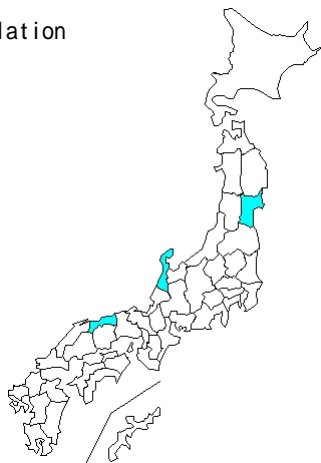


15W
(04/10-04/16)
5 cases

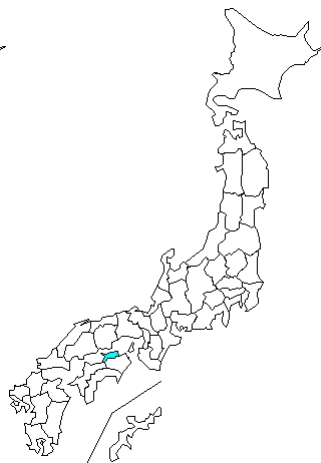


16W
(04/17-04/23)
6 cases

Reports of isolation



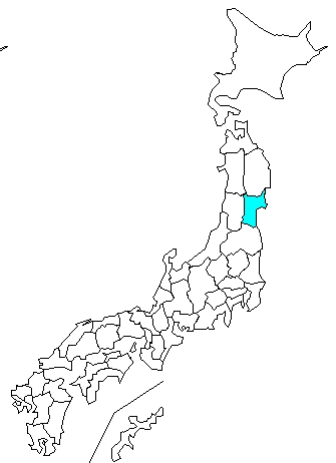
17W
(04/24-04/30)
3 cases



18W
(05/01-05/07)
1 case

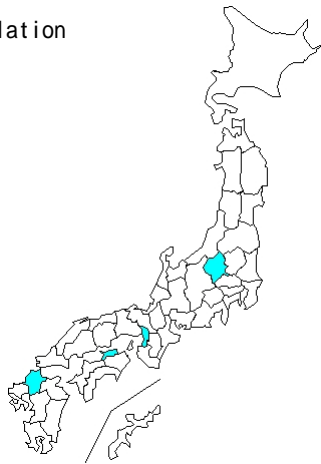


19W
(05/08-05/14)
no case

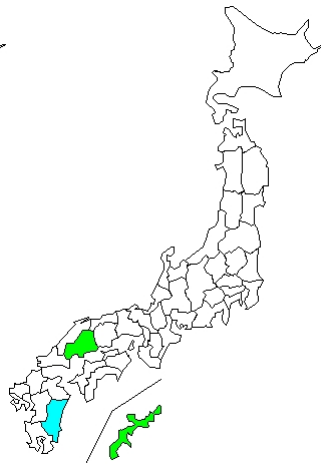


20W
(05/15-05/21)
1 case

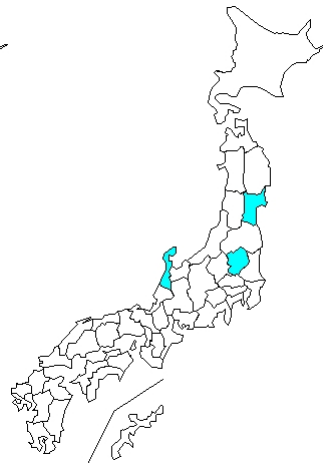
Reports of isolation



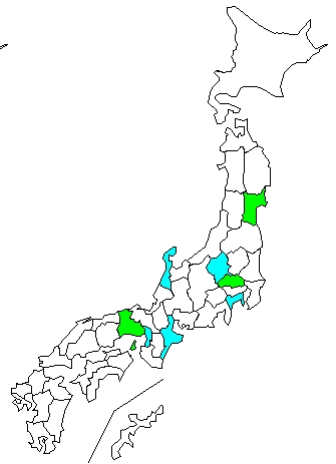
21W
(05/22-05/28)
4 cases



22W
(05/29-06/04)
6 cases



23W
(06/05-06/11)
3 cases



24W
(06/12-06/18)
14 cases

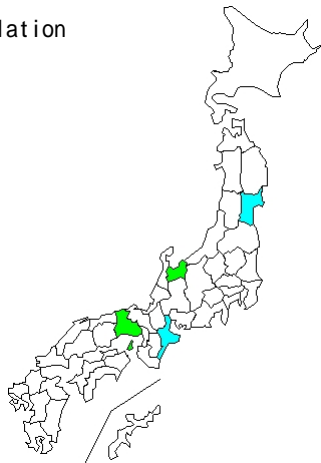
Isolation of VTEC O26 by prefecture, 2017

(Infectious Agents Surveillance Report: Data based on the reports received before December 27, 2017 from public health institutes)

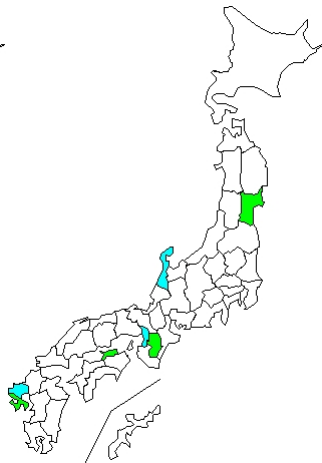


Infectious Agents Surveillance Report

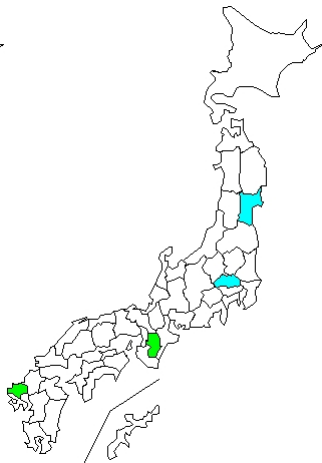
Reports of isolation



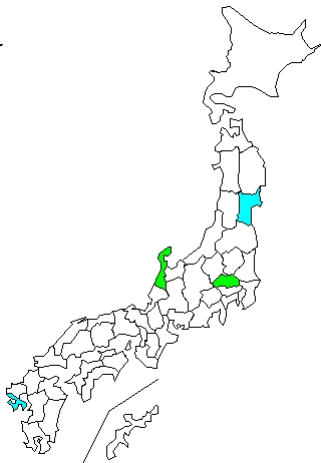
25W
(06/19-06/25)
9 cases



26W
(06/26-07/02)
16 cases

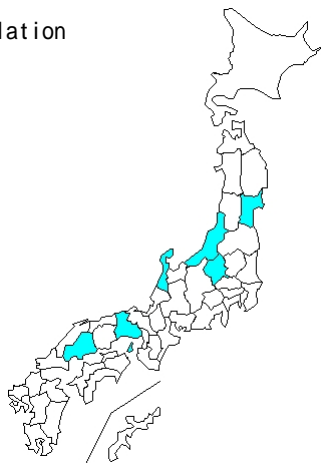


27W
(07/03-07/09)
7 cases

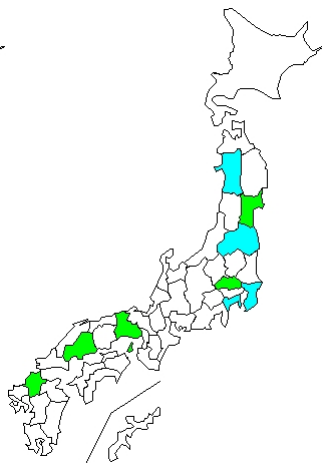


28W
(07/10-07/16)
7 cases

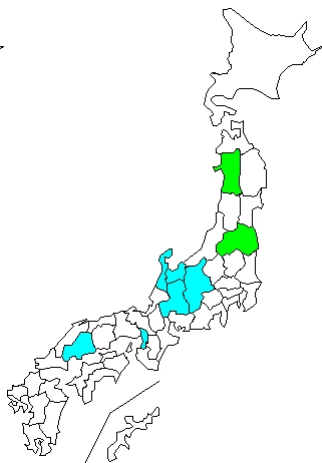
Reports of isolation



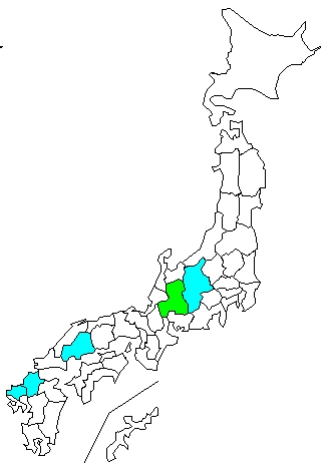
29W
(07/17-07/23)
6 cases



30W
(07/24-07/30)
17 cases

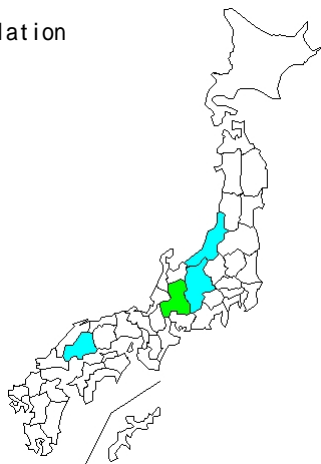


31W
(07/31-08/06)
12 cases

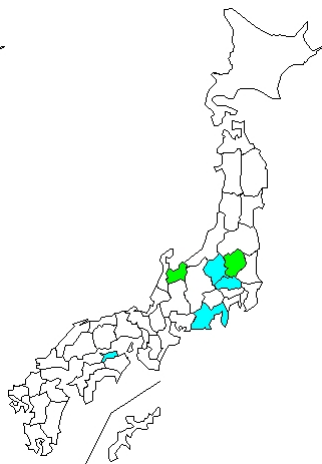


32W
(08/07-08/13)
7 cases

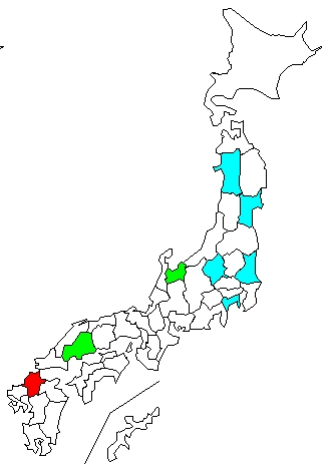
Reports of isolation



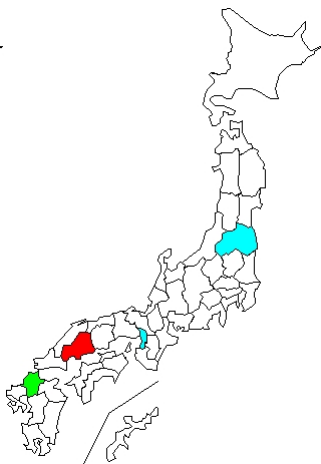
33W
(08/14-08/20)
5 cases



34W
(08/21-08/27)
8 cases



35W
(08/28-09/03)
25 cases



36W
(09/04-09/10)
16 cases

Isolation of VTEC O26 by prefecture, 2017

(Infectious Agents Surveillance Report: Data based on the reports received before December 27, 2017 from public health institutes)

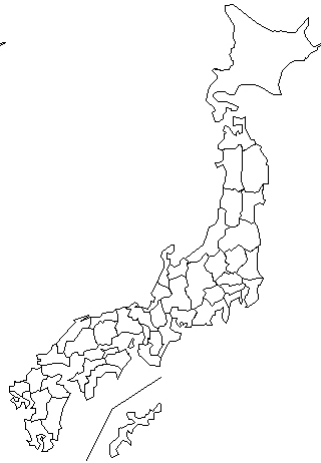


Infectious Agents Surveillance Report

Reports of isolation



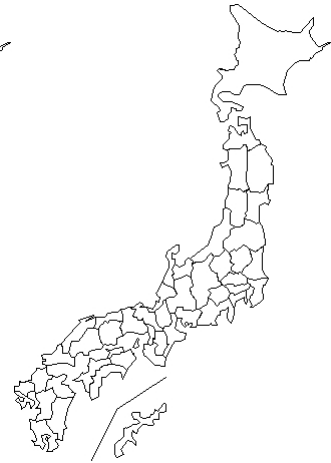
49W
(12/04-12/10)
no case



50W
(12/11-12/17)
no case



51W
(12/18-12/24)
no case



52W
(12/25-12/31)
no case

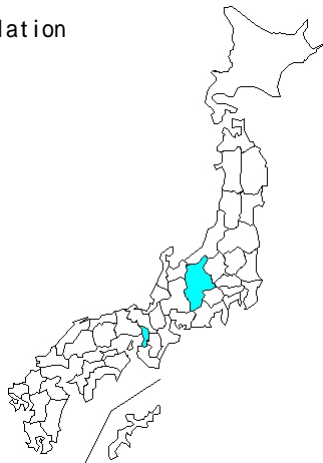
Isolation of VTEC O26 by prefecture, 2016

(Infectious Agents Surveillance Report: Data based on the reports received before December 27, 2017 from public health institutes)



Infectious Agents Surveillance Report

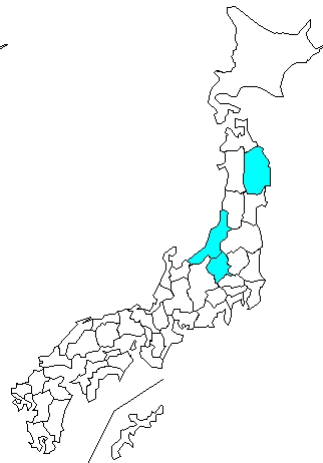
Reports of isolation



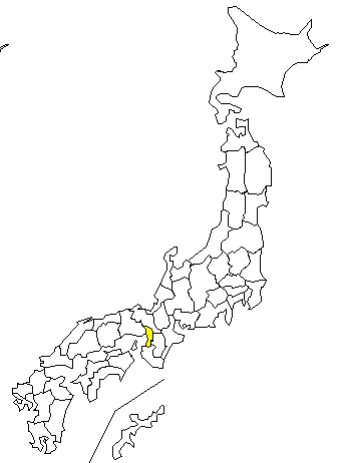
1W
(01/04-01/10)
2 cases



2W
(01/11-01/17)
1 case



3W
(01/18-01/24)
3 cases

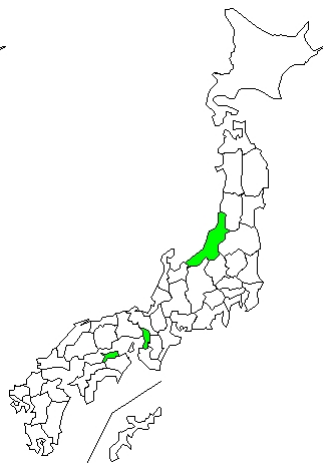


4W
(01/25-01/31)
8 cases

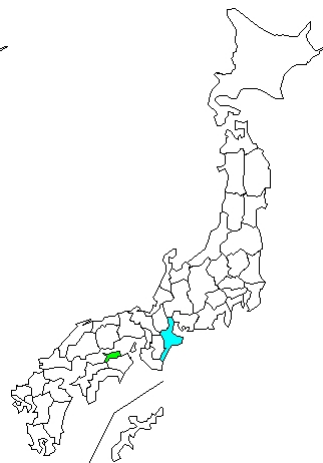
Reports of isolation



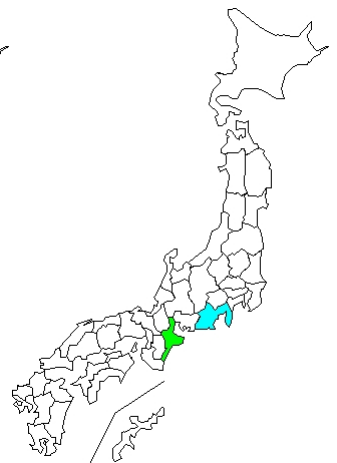
5W
(02/01-02/07)
7 cases



6W
(02/08-02/14)
6 cases

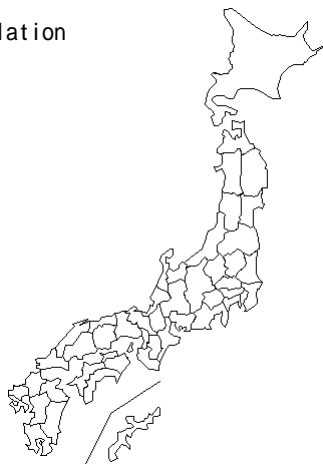


7W
(02/15-02/21)
3 cases



8W
(02/22-02/28)
3 cases

Reports of isolation



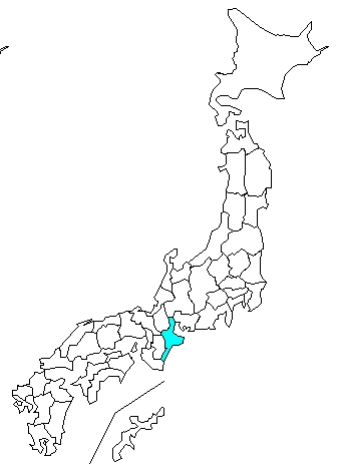
9W
(02/29-03/06)
no case



10W
(03/07-03/13)
no case



11W
(03/14-03/20)
no case



12W
(03/21-03/27)
1 case

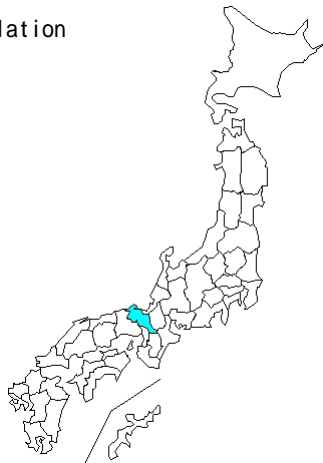
Isolation of VTEC O26 by prefecture, 2016

(Infectious Agents Surveillance Report: Data based on the reports received before December 27, 2017 from public health institutes)



Infectious Agents Surveillance Report

Reports of isolation



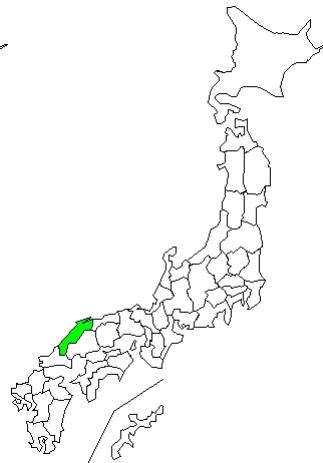
13W
(03/28-04/03)
1 case



14W
(04/04-04/10)
2 cases



15W
(04/11-04/17)
no case

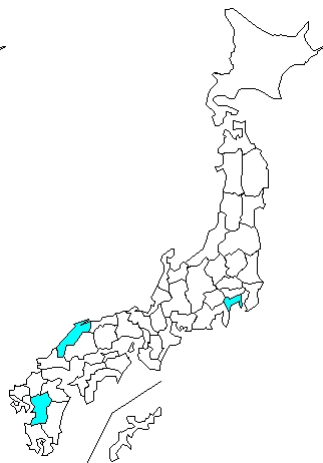


16W
(04/18-04/24)
4 cases

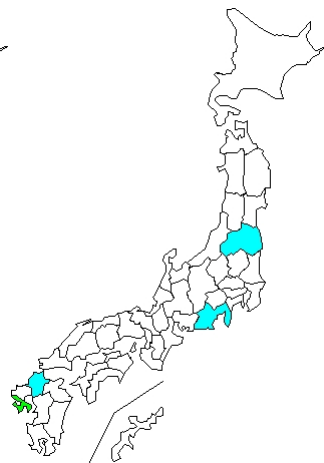
Reports of isolation



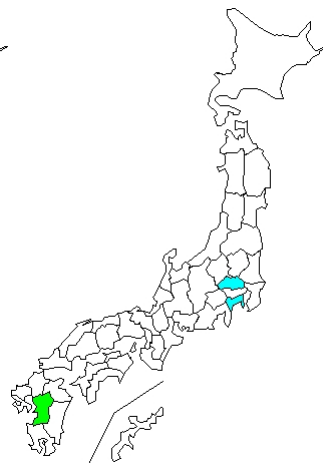
17W
(04/25-05/01)
1 case



18W
(05/02-05/08)
3 cases

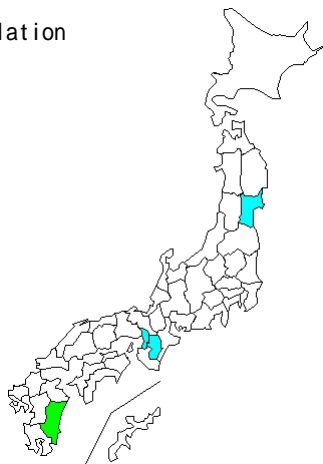


19W
(05/09-05/15)
5 cases

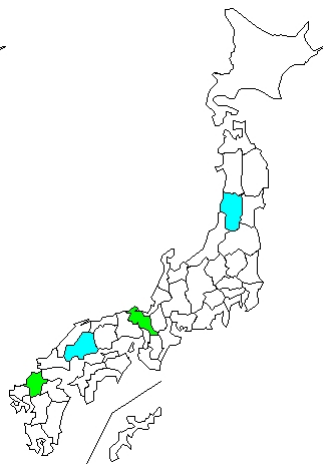


20W
(05/16-05/22)
4 cases

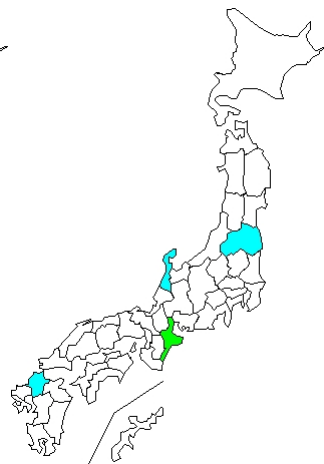
Reports of isolation



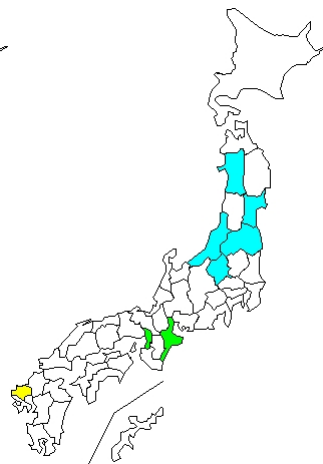
21W
(05/23-05/29)
5 cases



22W
(05/30-06/05)
8 cases



23W
(06/06-06/12)
5 cases



24W
(06/13-06/19)
17 cases

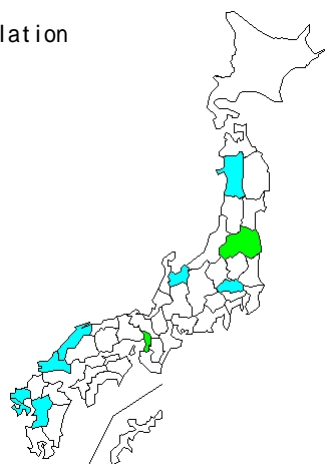
Isolation of VTEC O26 by prefecture, 2016

(Infectious Agents Surveillance Report: Data based on the reports received before December 27, 2017 from public health institutes)

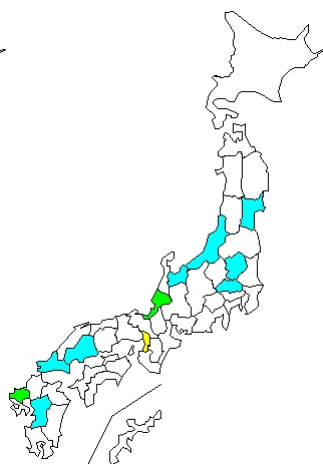


Infectious Agents Surveillance Report

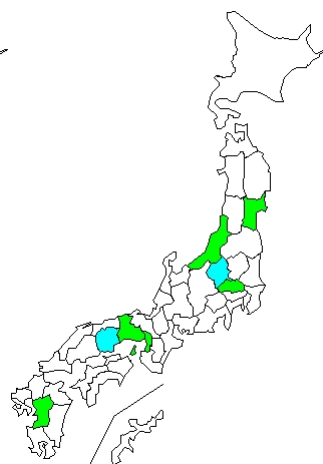
Reports of isolation



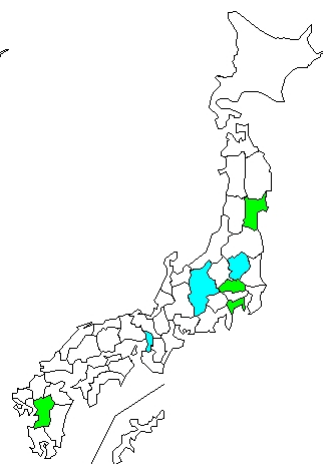
25W
(06/20-06/26)
13 cases



26W
(06/27-07/03)
19 cases

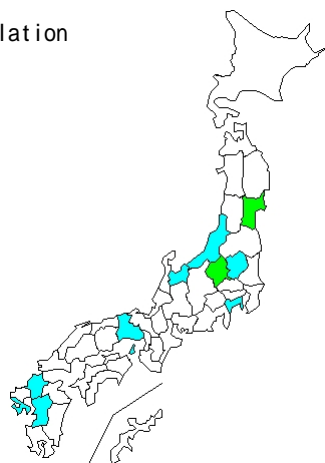


27W
(07/04-07/10)
17 cases

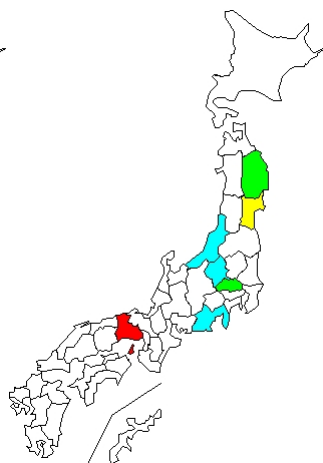


28W
(07/11-07/17)
11 cases

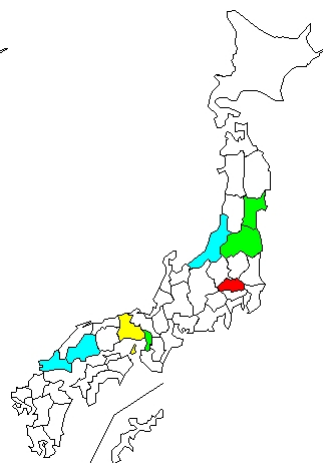
Reports of isolation



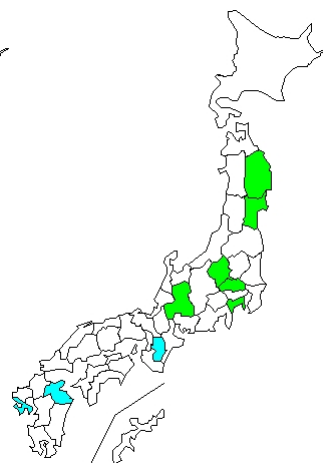
29W
(07/18-07/24)
13 cases



30W
(07/25-07/31)
46 cases

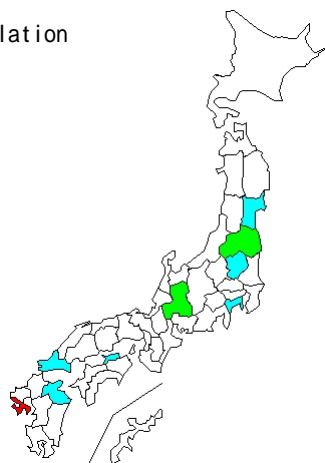


31W
(08/01-08/07)
32 cases

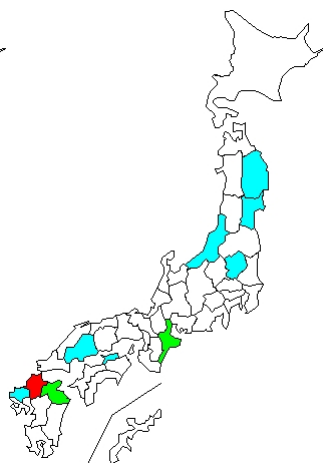


32W
(08/08-08/14)
18 cases

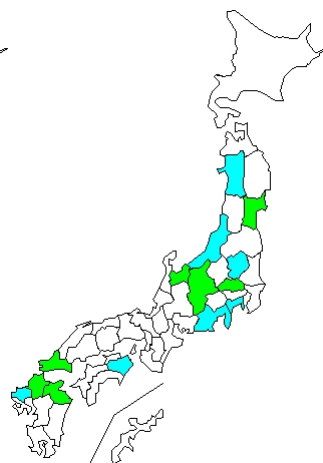
Reports of isolation



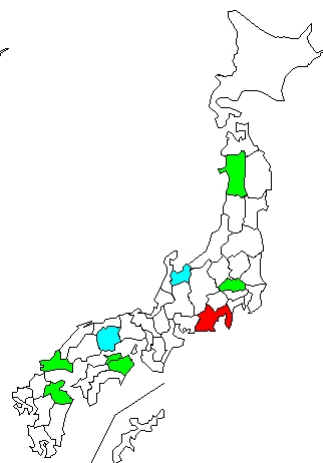
33W
(08/15-08/21)
23 cases



34W
(08/22-08/28)
62 cases



35W
(08/29-09/04)
24 cases



36W
(09/05-09/11)
40 cases

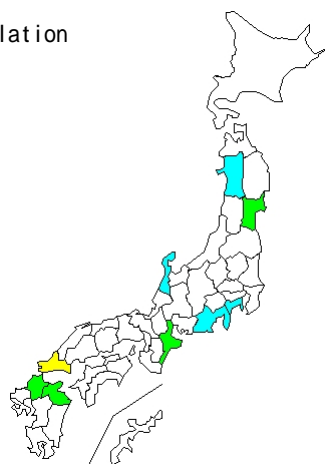
Isolation of VTEC O26 by prefecture, 2016

(Infectious Agents Surveillance Report: Data based on the reports received before December 27, 2017 from public health institutes)

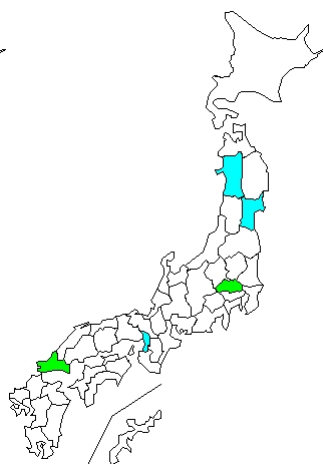


Infectious Agents Surveillance Report

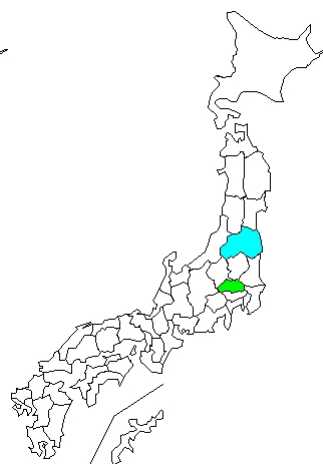
Reports of isolation



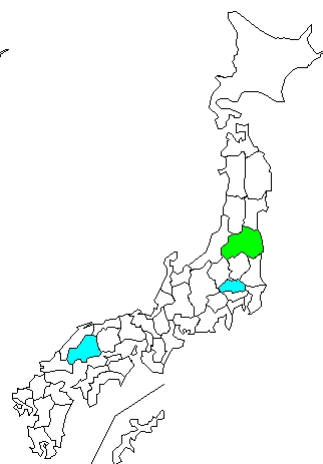
37W
(09/12-09/18)
23 cases



38W
(09/19-09/25)
9 cases

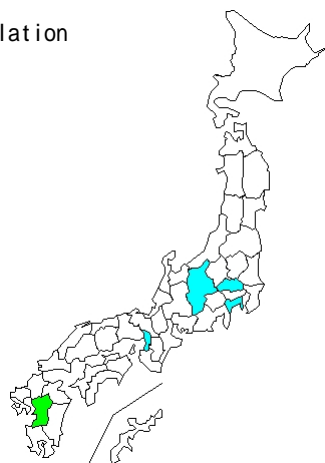


39W
(09/26-10/02)
5 cases

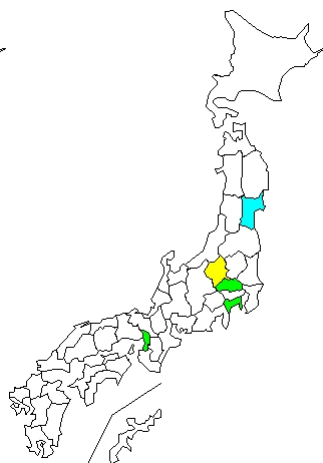


40W
(10/03-10/09)
4 cases

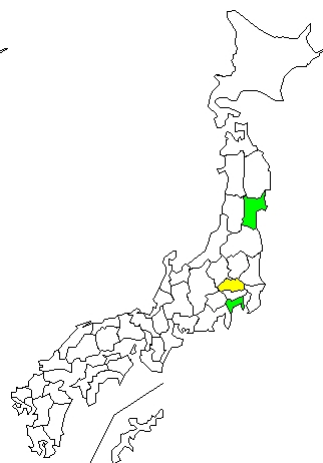
Reports of isolation



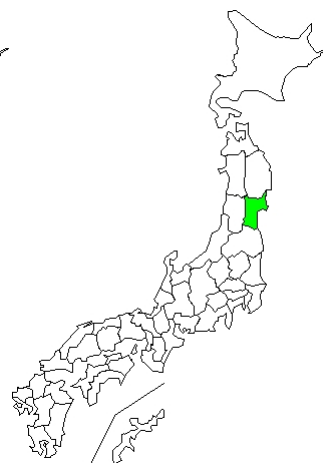
41W
(10/10-10/16)
7 cases



42W
(10/17-10/23)
13 cases



43W
(10/24-10/30)
11 cases



44W
(10/31-11/06)
4 cases

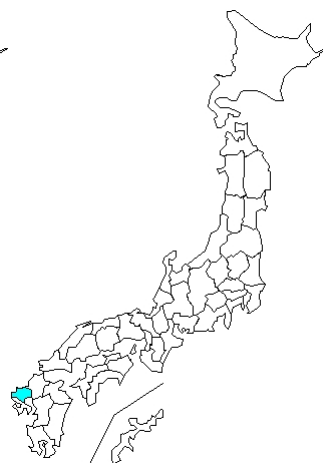
Reports of isolation



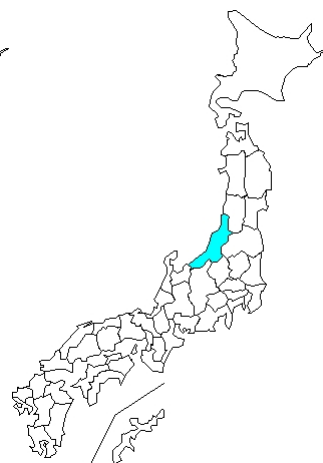
45W
(11/07-11/13)
no case



46W
(11/14-11/20)
no case



47W
(11/21-11/27)
1 case



48W
(11/28-12/04)
1 case

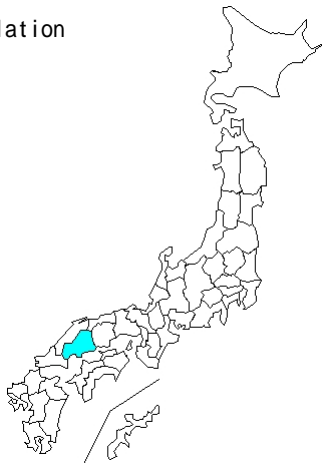
Isolation of VTEC O26 by prefecture, 2016

(Infectious Agents Surveillance Report: Data based on the reports received before December 27, 2017 from public health institutes)

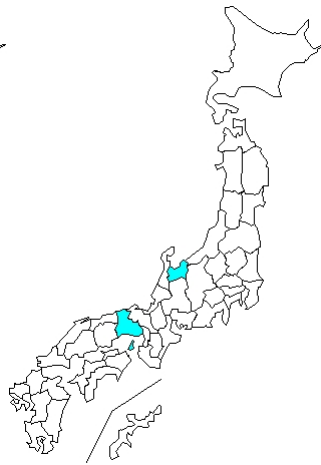


Infectious Agents Surveillance Report

Reports of isolation



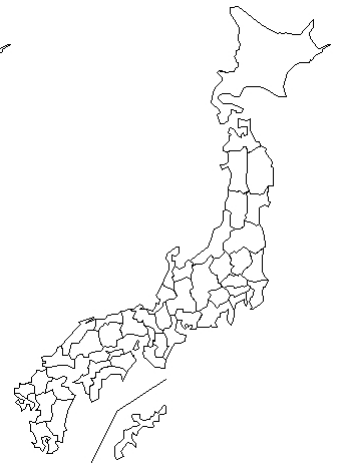
49W
(12/05-12/11)
1 case



50W
(12/12-12/18)
2 cases



51W
(12/19-12/25)
32 cases



52W
(12/26-01/01)
no case