

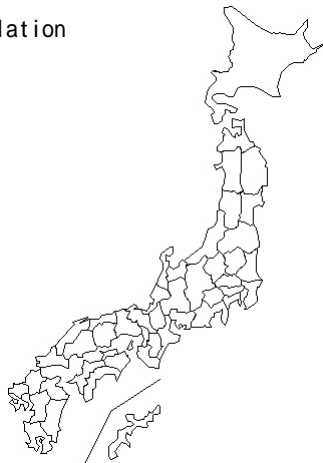
Isolation of VTEC O26 by prefecture, 2009

(Infectious Agents Surveillance Report: Data based on the reports received before December 28, 2009 from public health institutes)



Infectious Agents Surveillance Report

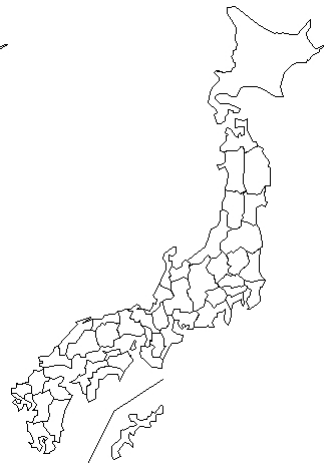
Reports of isolation



1W
(12/29-01/04)
no case



2W
(01/05-01/11)
no case

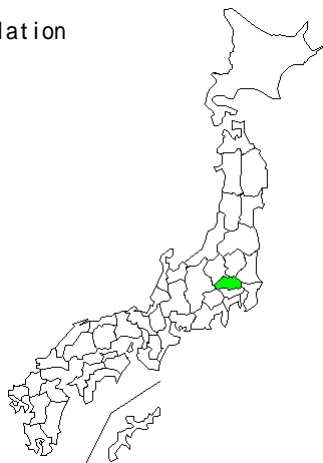


3W
(01/12-01/18)
no case



4W
(01/19-01/25)
no case

Reports of isolation



5W
(01/26-02/01)
2 cases



6W
(02/02-02/08)
no case

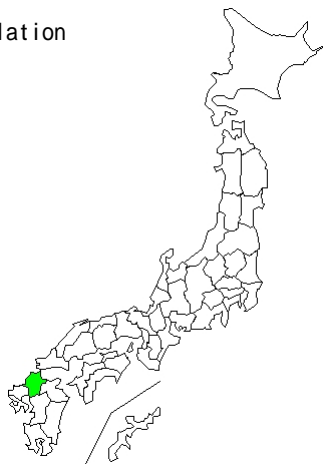


7W
(02/09-02/15)
no case



8W
(02/16-02/22)
no case

Reports of isolation



9W
(02/23-03/01)
3 cases



10W
(03/02-03/08)
no case



11W
(03/09-03/15)
no case



12W
(03/16-03/22)
no case

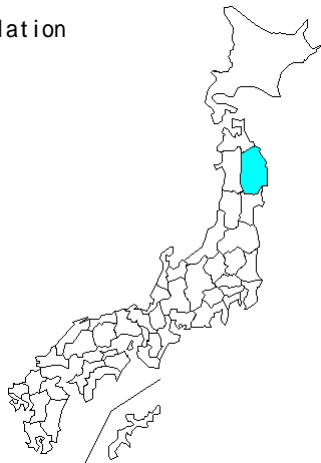
Isolation of VTEC O26 by prefecture, 2009

(Infectious Agents Surveillance Report: Data based on the reports received before December 28, 2009 from public health institutes)

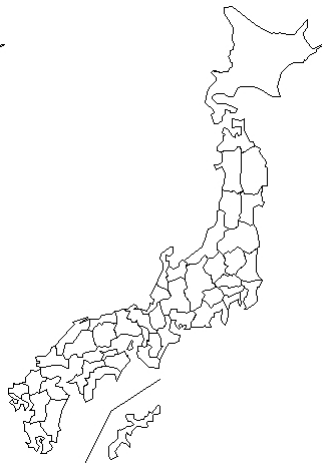


Infectious Agents Surveillance Report

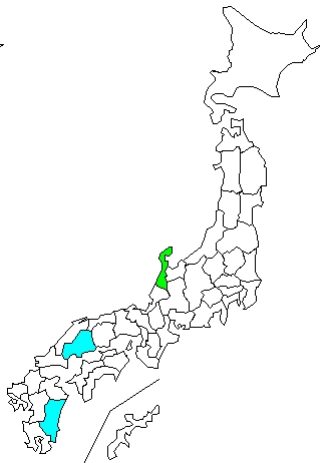
Reports of isolation



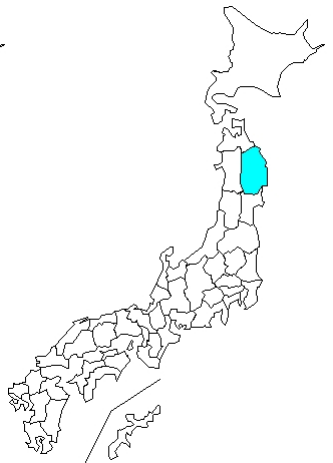
13W
(03/23-03/29)
1 case



14W
(03/30-04/05)
no case



15W
(04/06-04/12)
4 cases



16W
(04/13-04/19)
1 case

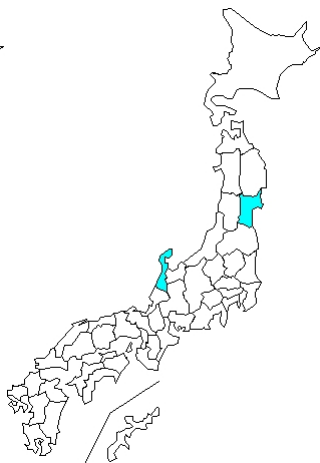
Reports of isolation



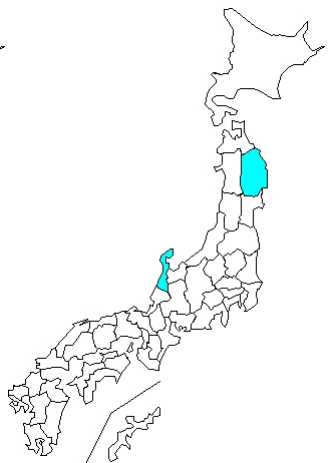
17W
(04/20-04/26)
1 case



18W
(04/27-05/03)
no case

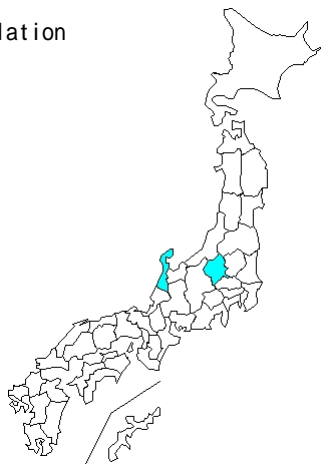


19W
(05/04-05/10)
2 cases

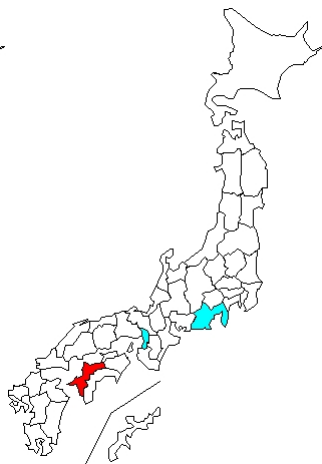


20W
(05/11-05/17)
2 cases

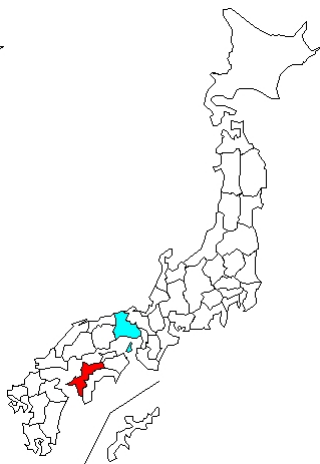
Reports of isolation



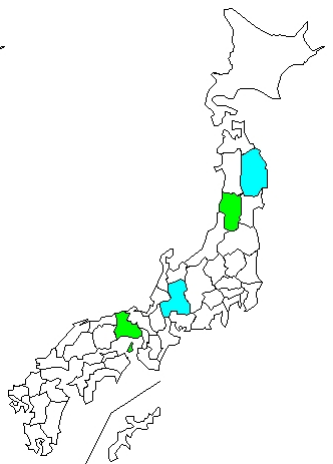
21W
(05/18-05/24)
2 cases



22W
(05/25-05/31)
29 cases



23W
(06/01-06/07)
20 cases



24W
(06/08-06/14)
7 cases

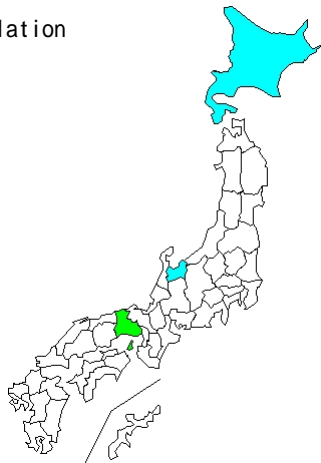
Isolation of VTEC O26 by prefecture, 2009

(Infectious Agents Surveillance Report: Data based on the reports received before December 28, 2009 from public health institutes)

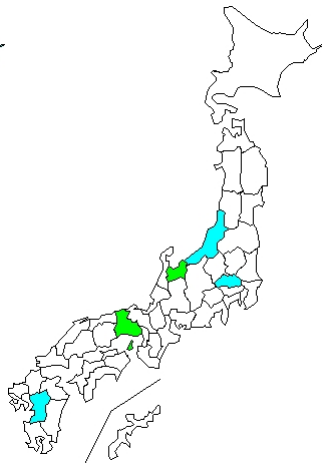


Infectious Agents Surveillance Report

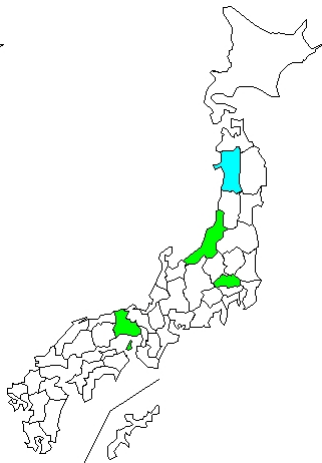
Reports of isolation



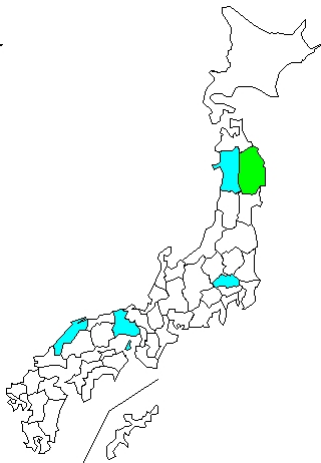
25W
(06/15-06/21)
5 cases



26W
(06/22-06/28)
10 cases

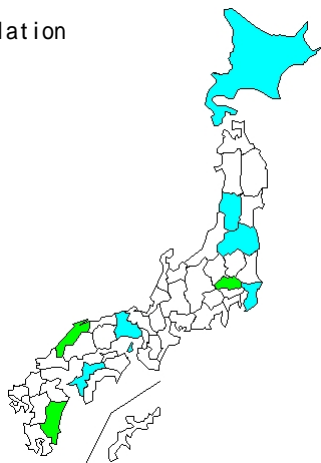


27W
(06/29-07/05)
9 cases

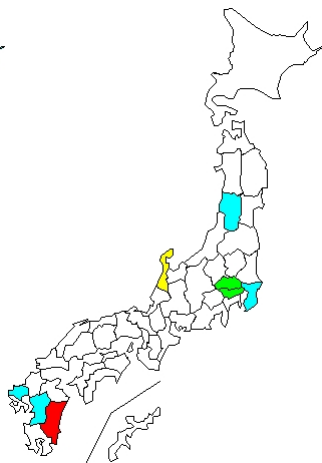


28W
(07/06-07/12)
8 cases

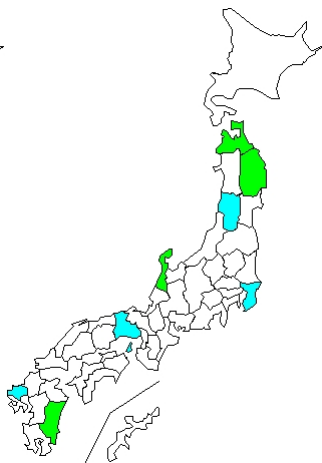
Reports of isolation



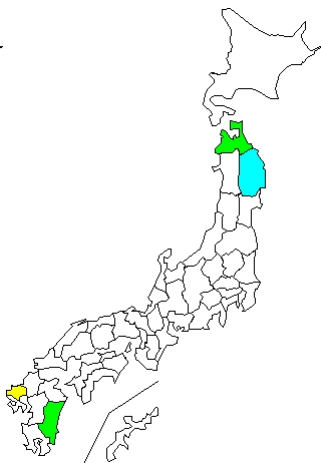
29W
(07/13-07/19)
16 cases



30W
(07/20-07/26)
31 cases

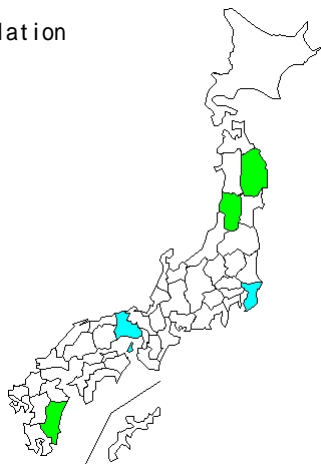


31W
(07/27-08/02)
14 cases

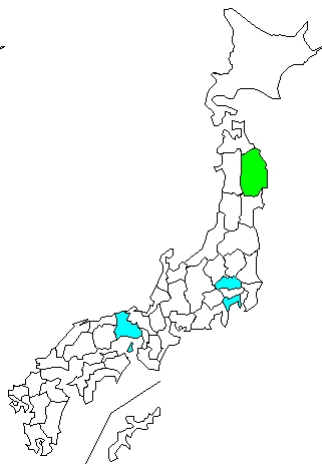


32W
(08/03-08/09)
17 cases

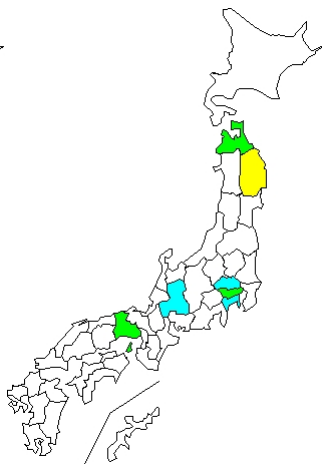
Reports of isolation



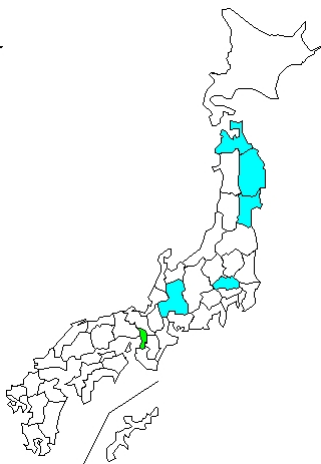
33W
(08/10-08/16)
11 cases



34W
(08/17-08/23)
6 cases



35W
(08/24-08/30)
16 cases



36W
(08/31-09/06)
7 cases

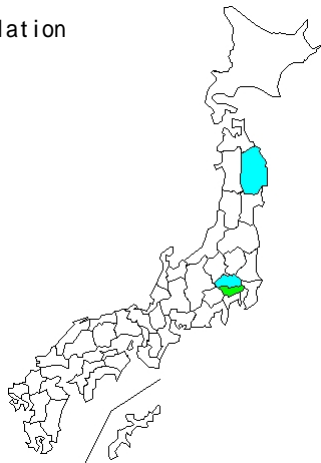
Isolation of VTEC O26 by prefecture, 2009

(Infectious Agents Surveillance Report: Data based on the reports received before December 28, 2009 from public health institutes)

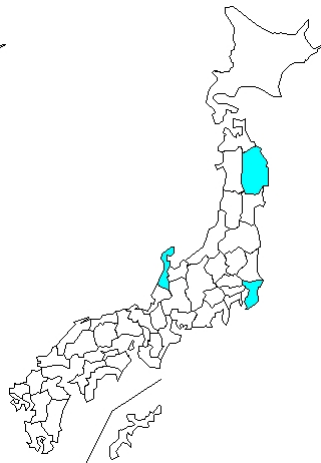


Infectious Agents Surveillance Report

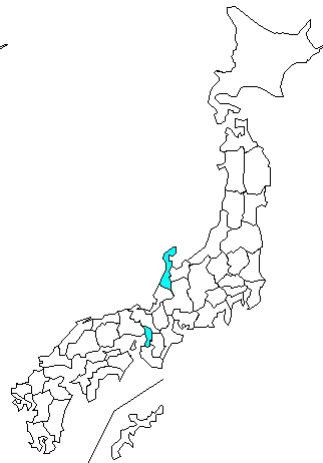
Reports of isolation



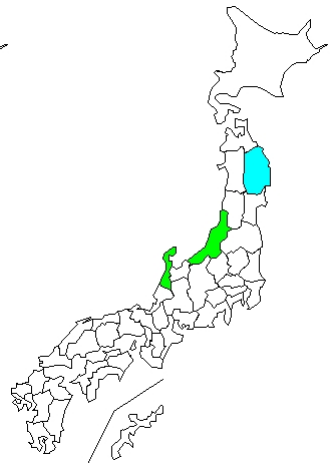
37W
(09/07-09/13)
4 cases



38W
(09/14-09/20)
3 cases

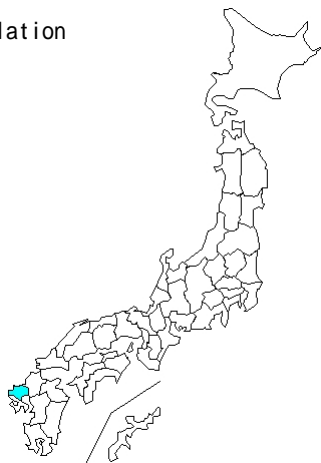


39W
(09/21-09/27)
2 cases



40W
(09/28-10/04)
6 cases

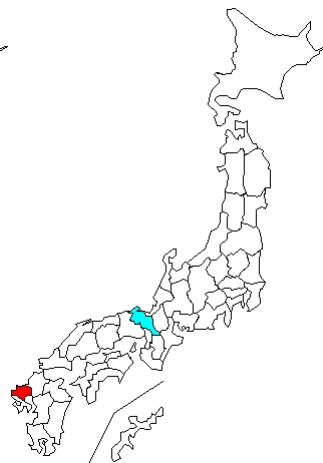
Reports of isolation



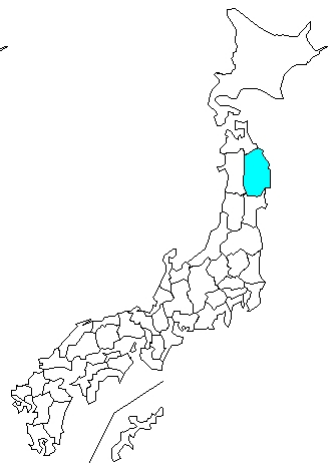
41W
(10/05-10/11)
1 case



42W
(10/12-10/18)
2 cases

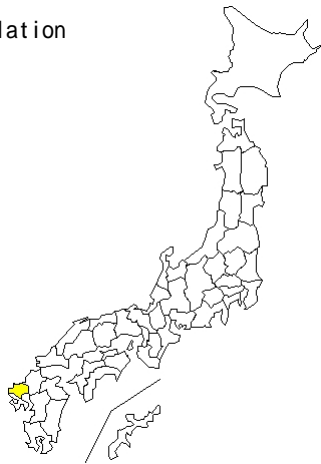


43W
(10/19-10/25)
120 cases

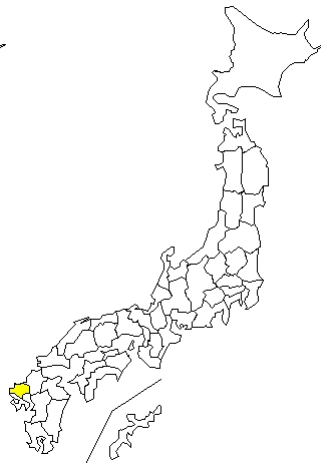


44W
(10/26-11/01)
1 case

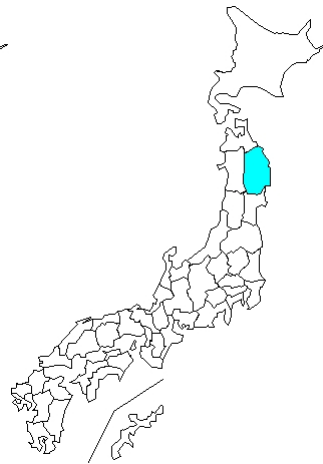
Reports of isolation



45W
(11/02-11/08)
8 cases



46W
(11/09-11/15)
6 cases



47W
(11/16-11/22)
1 case



48W
(11/23-11/29)
no case

Isolation of VTEC O26 by prefecture, 2009

(Infectious Agents Surveillance Report: Data based on the reports received before December 28, 2009 from public health institutes)



Infectious Agents Surveillance Report

Reports of isolation



49W
(11/30-12/06)
no case



50W
(12/07-12/13)
no case

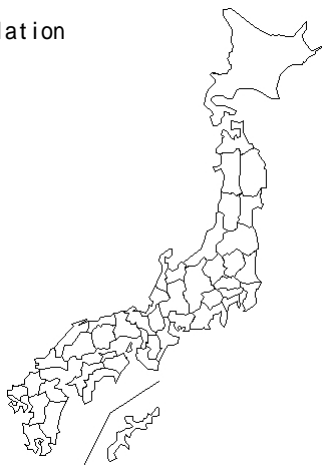


51W
(12/14-12/20)
no case



52W
(12/21-12/27)
no case

Reports of isolation



53W
(12/28-01/03)
no case