

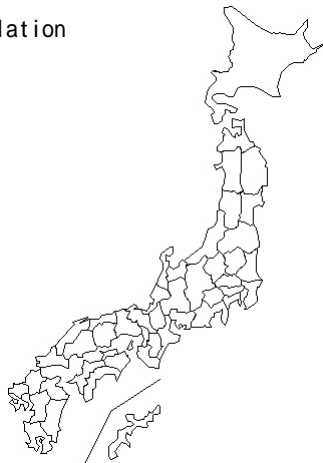
# Isolation of VTEC O26 by prefecture, 2008

(Infectious Agents Surveillance Report: Data based on the reports received before December 26, 2008 from public health institutes)



Infectious Agents Surveillance Report

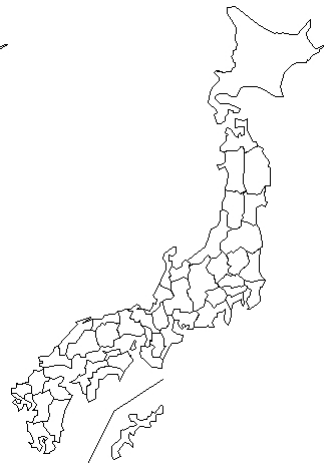
## Reports of isolation



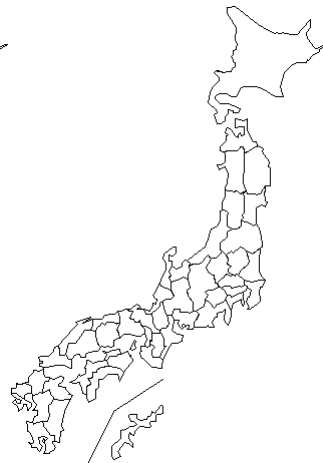
1W  
(12/31-01/06)  
no case



2W  
(01/07-01/13)  
no case



3W  
(01/14-01/20)  
no case



4W  
(01/21-01/27)  
no case

## Reports of isolation



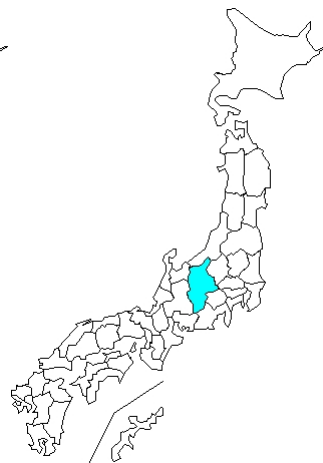
5W  
(01/28-02/03)  
no case



6W  
(02/04-02/10)  
no case

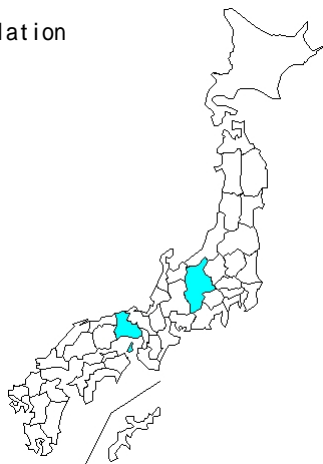


7W  
(02/11-02/17)  
no case

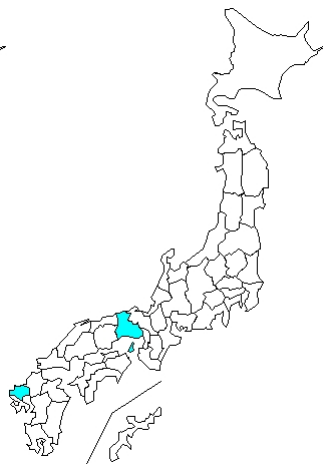


8W  
(02/18-02/24)  
1 case

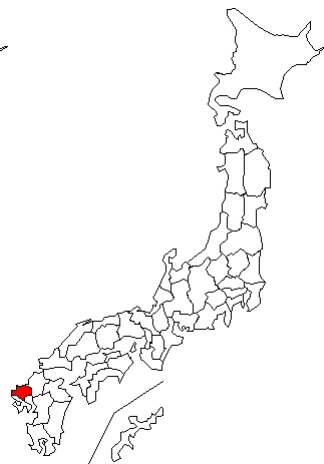
## Reports of isolation



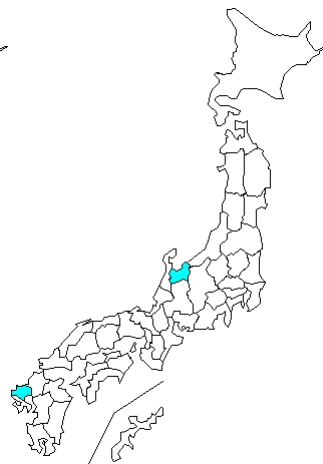
9W  
(02/25-03/02)  
2 cases



10W  
(03/03-03/09)  
2 cases



11W  
(03/10-03/16)  
74 cases



12W  
(03/17-03/23)  
2 cases

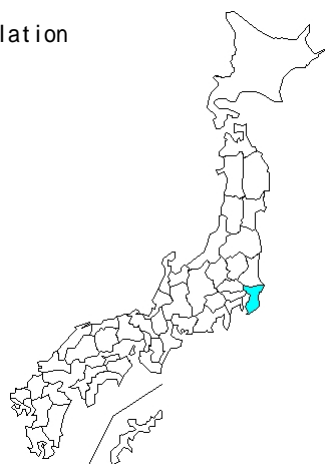
# Isolation of VTEC O26 by prefecture, 2008

(Infectious Agents Surveillance Report: Data based on the reports received before December 26, 2008 from public health institutes)

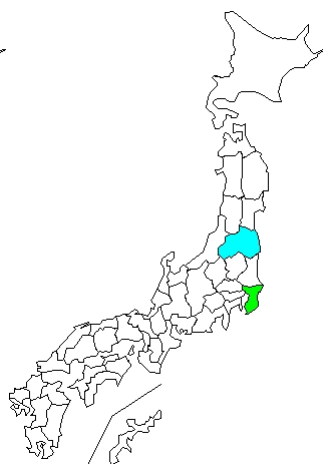


Infectious Agents Surveillance Report

## Reports of isolation



13W  
(03/24-03/30)  
1 case



14W  
(03/31-04/06)  
3 cases



15W  
(04/07-04/13)  
2 cases

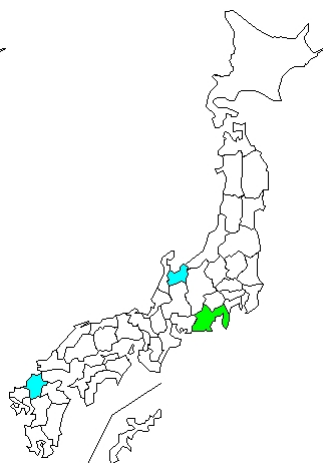


16W  
(04/14-04/20)  
no case

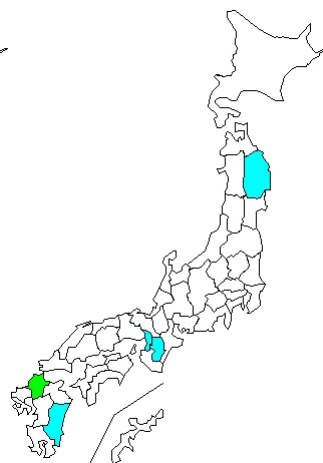
## Reports of isolation



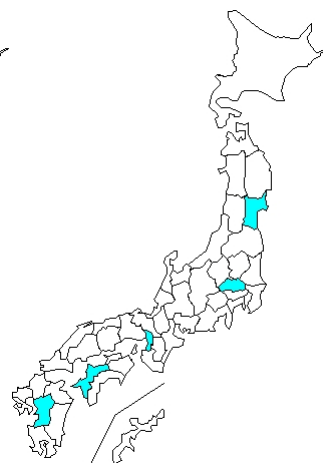
17W  
(04/21-04/27)  
no case



18W  
(04/28-05/04)  
4 cases

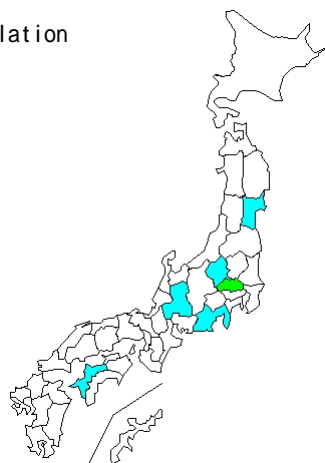


19W  
(05/05-05/11)  
6 cases



20W  
(05/12-05/18)  
5 cases

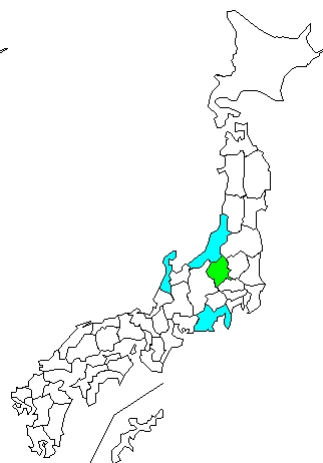
## Reports of isolation



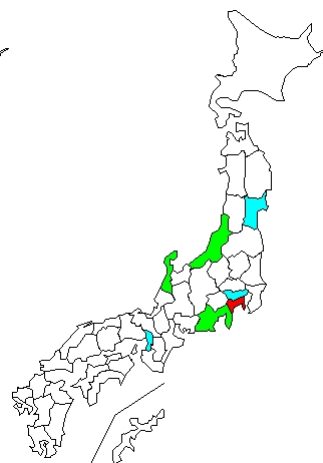
21W  
(05/19-05/25)  
7 cases



22W  
(05/26-06/01)  
2 cases



23W  
(06/02-06/08)  
5 cases



24W  
(06/09-06/15)  
34 cases

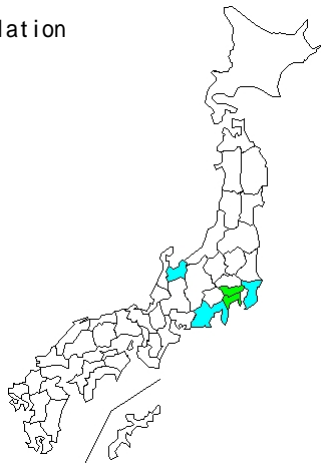
# Isolation of VTEC O26 by prefecture, 2008

(Infectious Agents Surveillance Report: Data based on the reports received before December 26, 2008 from public health institutes)

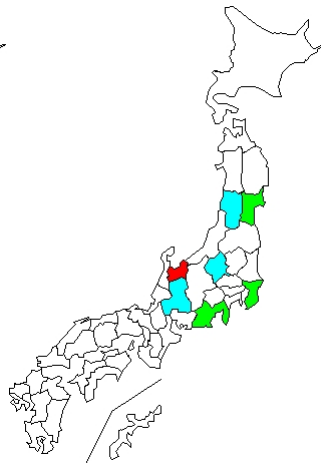


Infectious Agents Surveillance Report

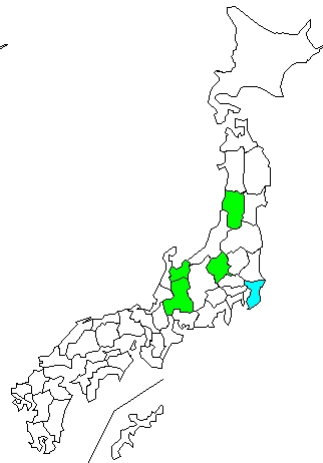
## Reports of isolation



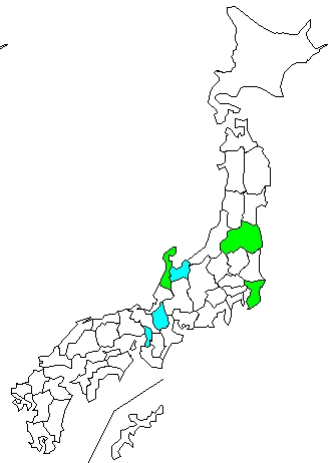
25W  
(06/16-06/22)  
10 cases



26W  
(06/23-06/29)  
27 cases

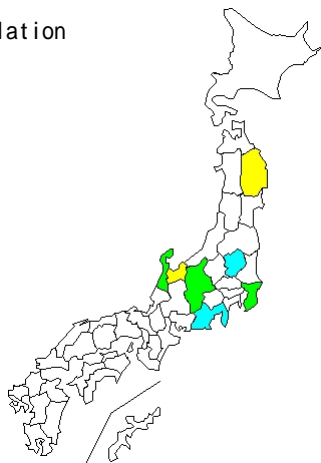


27W  
(06/30-07/06)  
16 cases

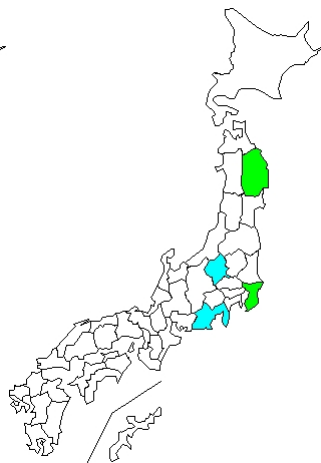


28W  
(07/07-07/13)  
9 cases

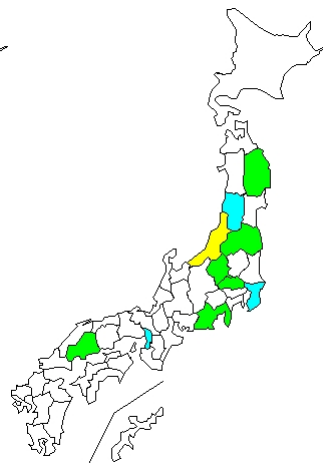
## Reports of isolation



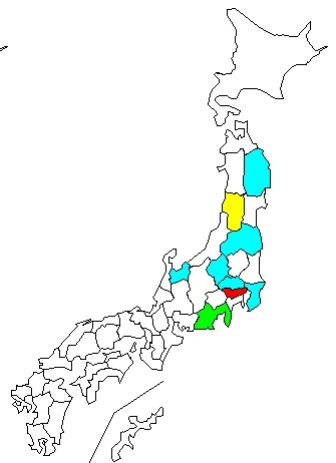
29W  
(07/14-07/20)  
31 cases



30W  
(07/21-07/27)  
8 cases

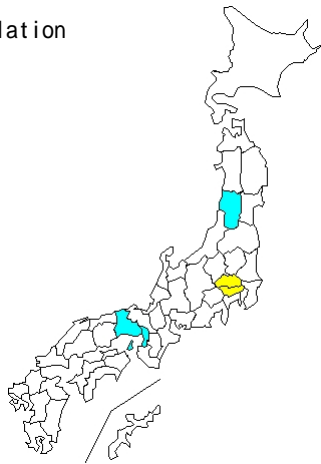


31W  
(07/28-08/03)  
29 cases

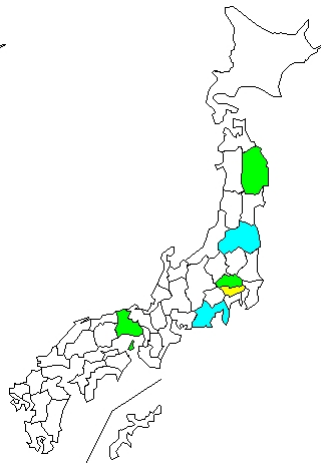


32W  
(08/04-08/10)  
40 cases

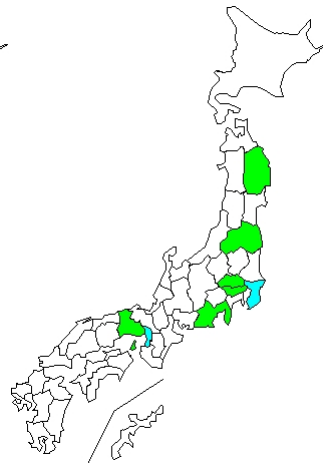
## Reports of isolation



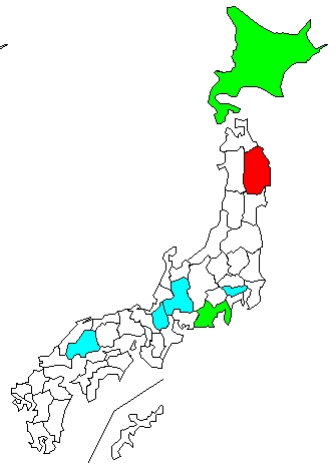
33W  
(08/11-08/17)  
21 cases



34W  
(08/18-08/24)  
19 cases



35W  
(08/25-08/31)  
22 cases



36W  
(09/01-09/07)  
20 cases

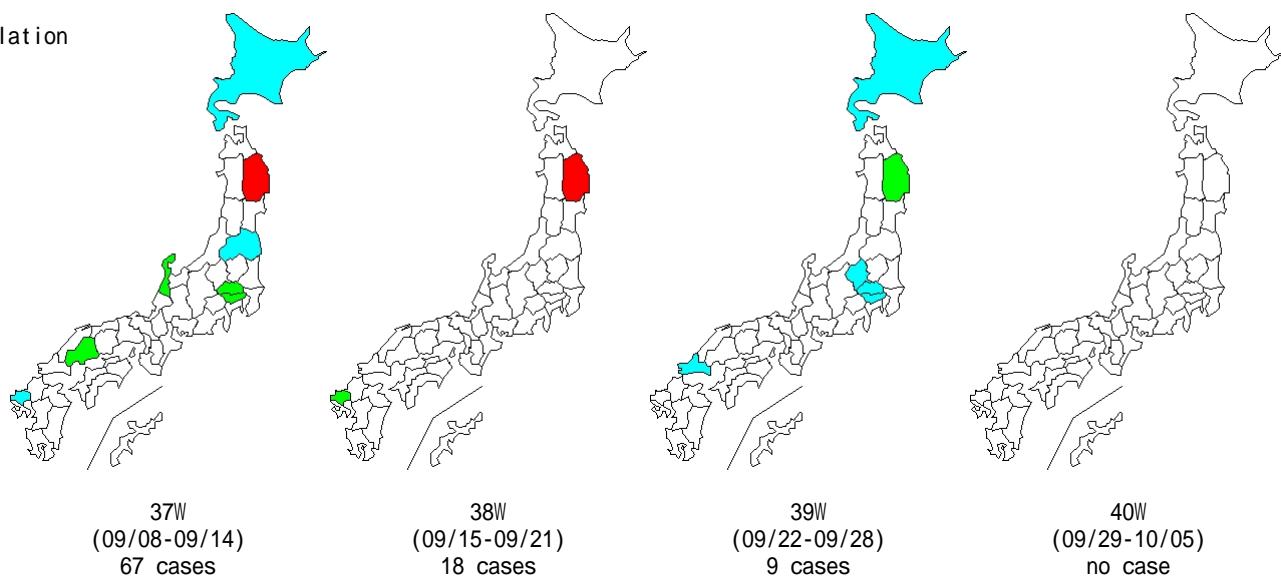
# Isolation of VTEC O26 by prefecture, 2008

(Infectious Agents Surveillance Report: Data based on the reports received before December 26, 2008 from public health institutes)

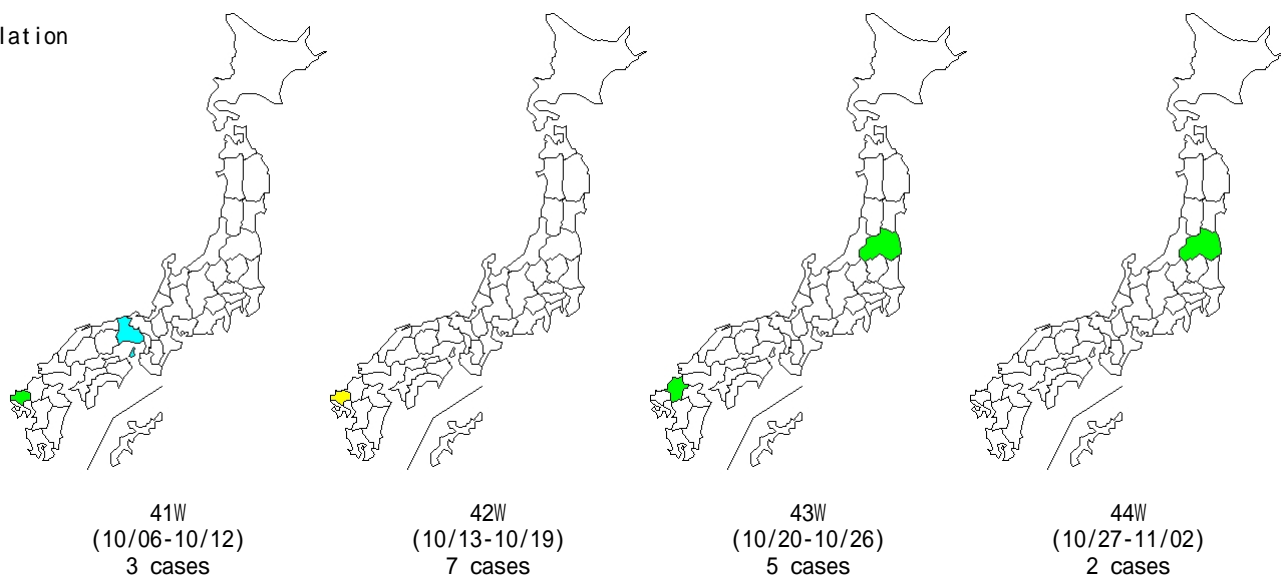


Infectious Agents Surveillance Report

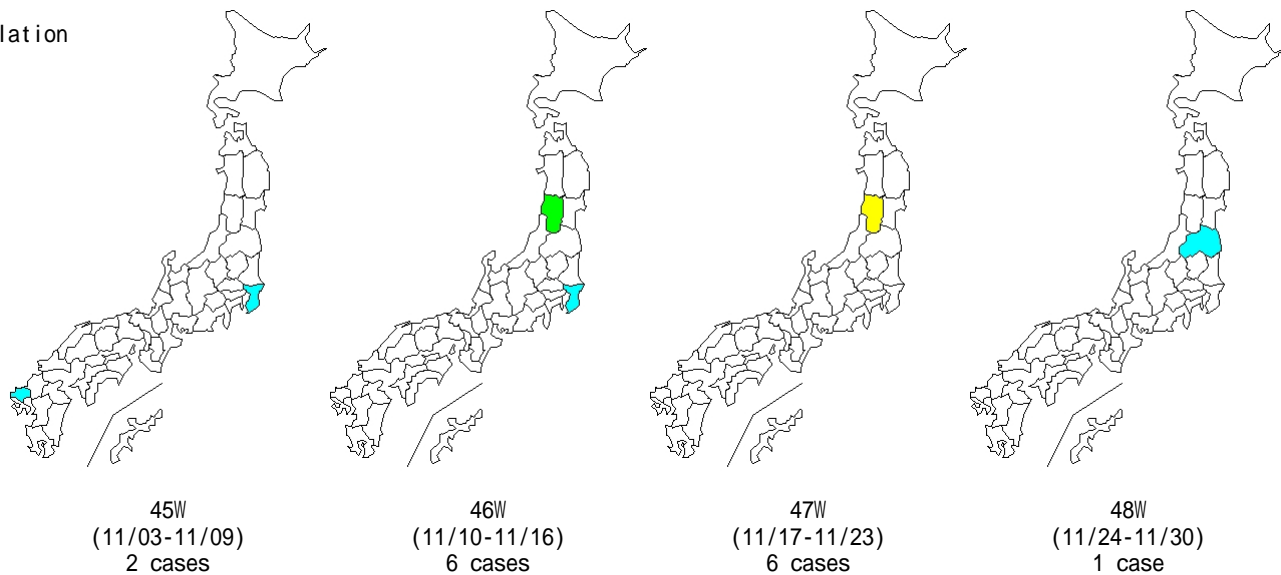
## Reports of isolation



## Reports of isolation



## Reports of isolation



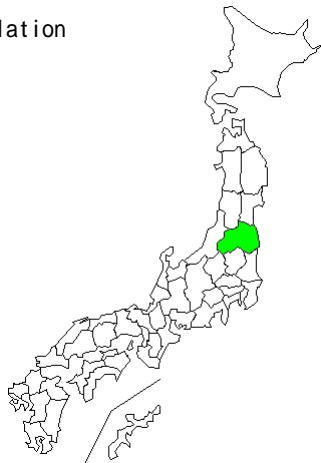
# Isolation of VTEC O26 by prefecture, 2008

(Infectious Agents Surveillance Report: Data based on the reports received before December 26, 2008 from public health institutes)

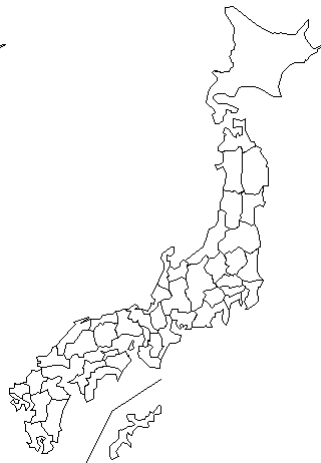


Infectious Agents Surveillance Report

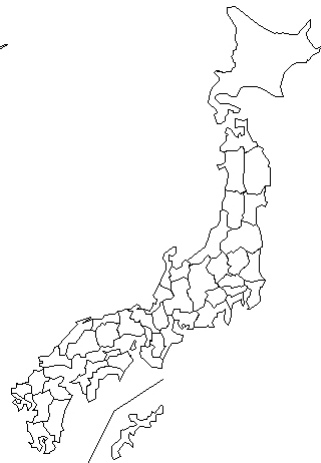
## Reports of isolation



49W  
(12/01-12/07)  
3 cases



50W  
(12/08-12/14)  
no case



51W  
(12/15-12/21)  
no case



52W  
(12/22-12/28)  
no case