

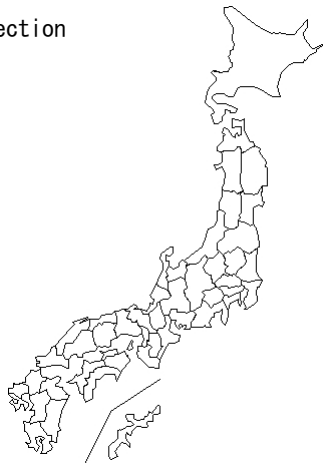
Isolation/detection of influenza virus A(H1) by prefecture, 2006/07

(Infectious Agents Surveillance Report: Data based on the reports received before August 31, 2007 from public health institutes)



Infectious Agents Surveillance Report

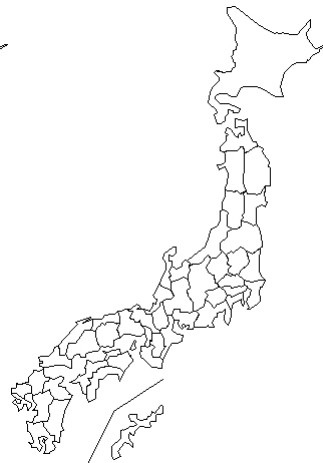
Reports of detection



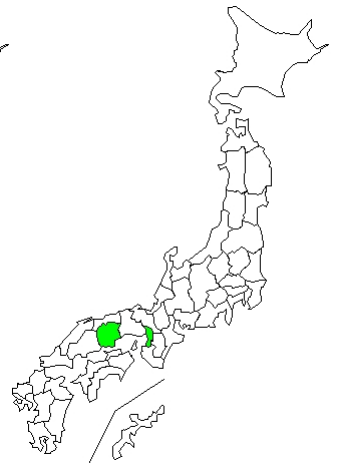
36W
(09/04-09/10)
no case



37W
(09/11-09/17)
no case



38W
(09/18-09/24)
no case



39W
(09/25-10/01)
5 cases

Reports of detection



40W
(10/02-10/08)
no case



41W
(10/09-10/15)
no case



42W
(10/16-10/22)
no case



43W
(10/23-10/29)
no case

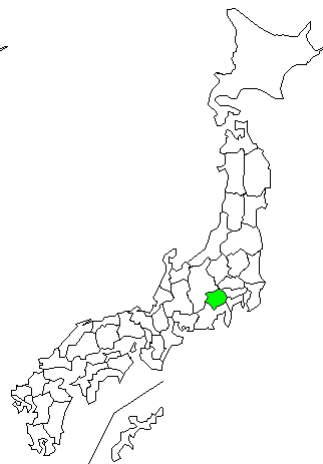
Reports of detection



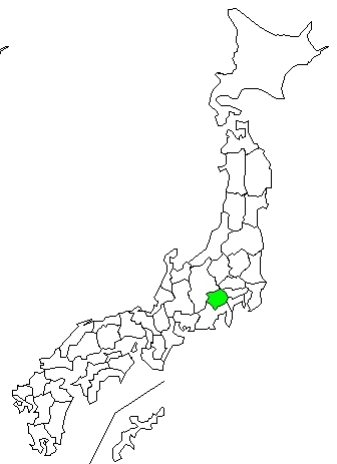
44W
(10/30-11/05)
no case



45W
(11/06-11/12)
1 case



46W
(11/13-11/19)
4 cases



47W
(11/20-11/26)
2 cases

Isolation/detection of influenza virus A(H1) by prefecture, 2006/07

(Infectious Agents Surveillance Report: Data based on the reports received before August 31, 2007 from public health institutes)

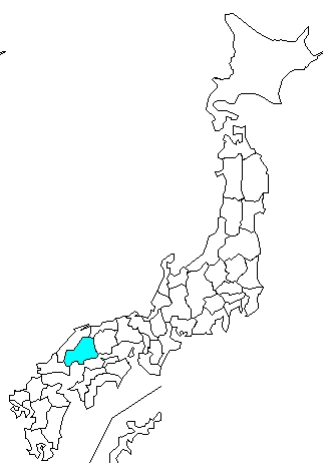


Infectious Agents Surveillance Report

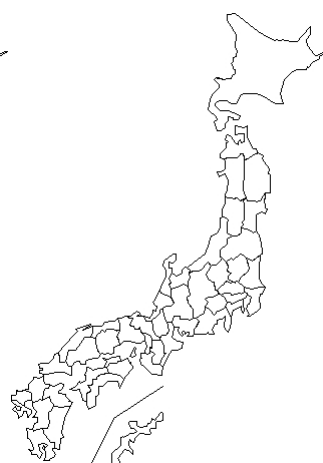
Reports of detection



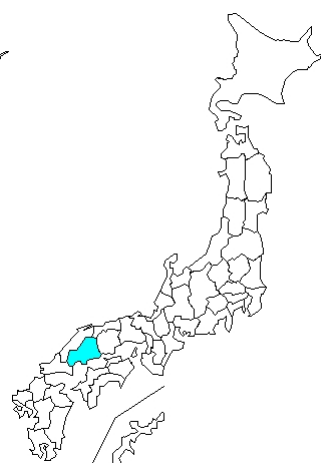
48W
(11/27-12/03)
no case



49W
(12/04-12/10)
1 case



50W
(12/11-12/17)
no case



51W
(12/18-12/24)
1 case

Reports of detection



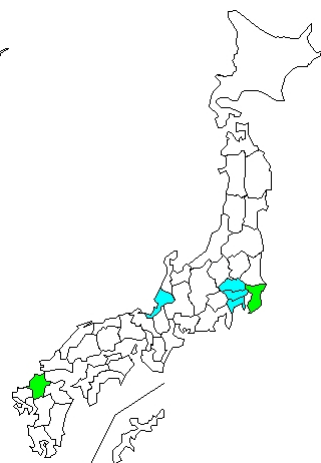
52W
(12/25-12/31)
no case



1W
(01/01-01/07)
no case

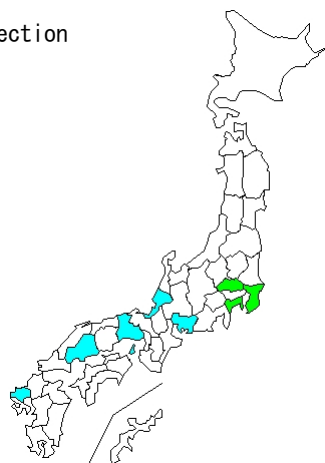


2W
(01/08-01/14)
no case

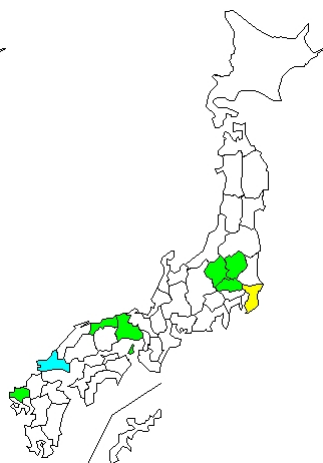


3W
(01/15-01/21)
10 cases

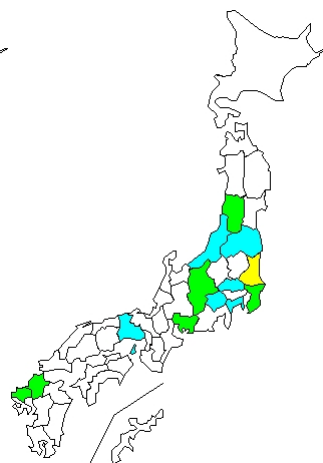
Reports of detection



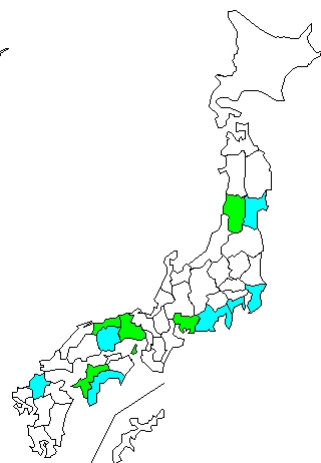
4W
(01/22-01/28)
14 cases



5W
(01/29-02/04)
27 cases



6W
(02/05-02/11)
30 cases



7W
(02/12-02/18)
19 cases

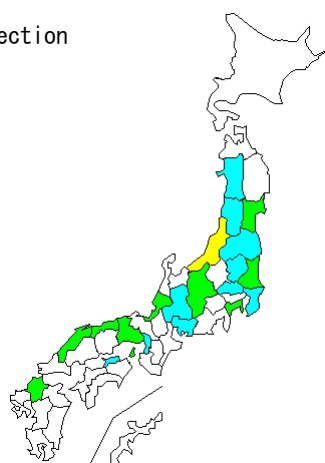
Isolation/detection of influenza virus A(H1) by prefecture, 2006/07

(Infectious Agents Surveillance Report: Data based on the reports received before August 31, 2007 from public health institutes)

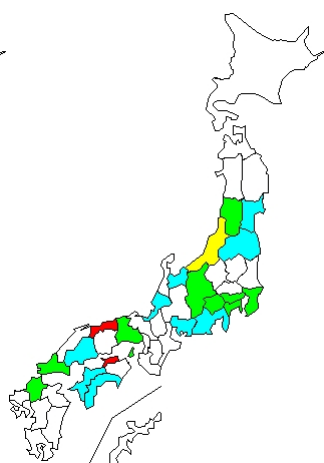


Infectious Agents Surveillance Report

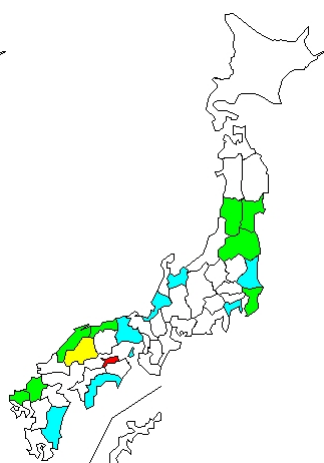
Reports of detection



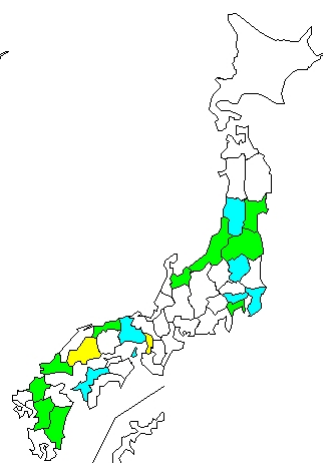
8W
(02/19-02/25)
46 cases



9W
(02/26-03/04)
64 cases

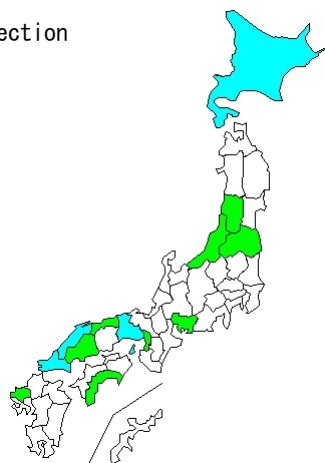


10W
(03/05-03/11)
50 cases

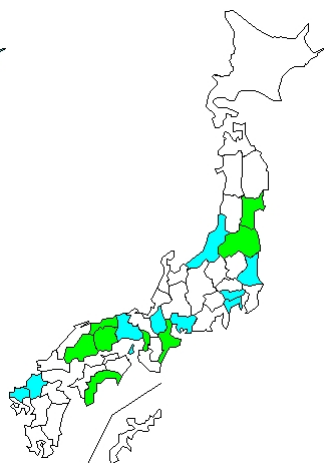


11W
(03/12-03/18)
46 cases

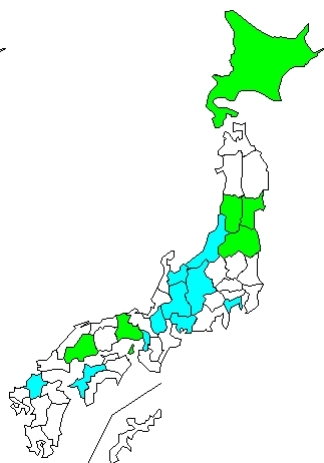
Reports of detection



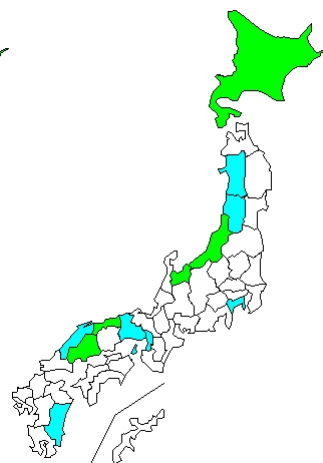
12W
(03/19-03/25)
34 cases



13W
(03/26-04/01)
36 cases

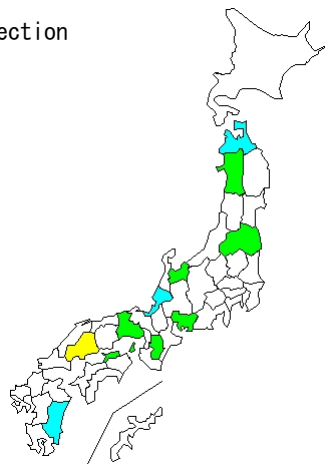


14W
(04/02-04/08)
29 cases

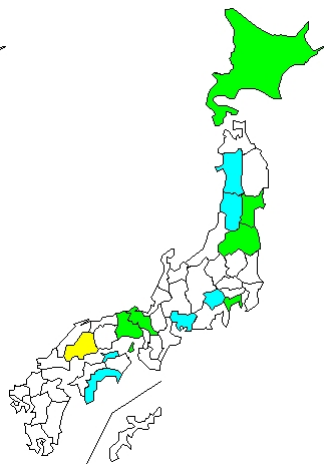


15W
(04/09-04/15)
20 cases

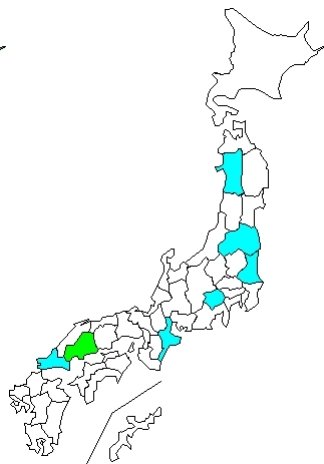
Reports of detection



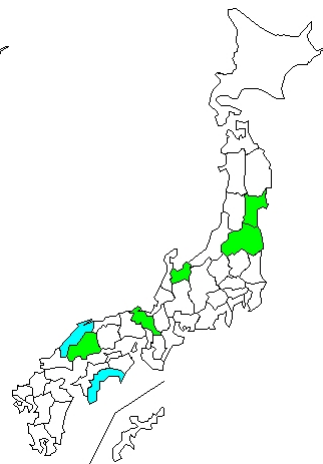
16W
(04/16-04/22)
27 cases



17W
(04/23-04/29)
34 cases



18W
(04/30-05/06)
10 cases



19W
(05/07-05/13)
13 cases

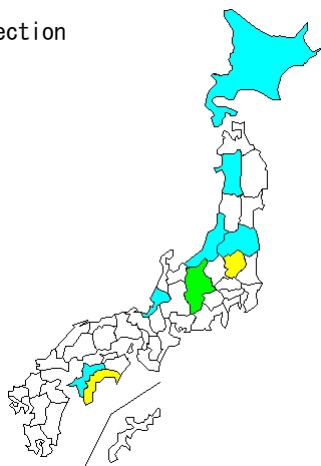
Isolation/detection of influenza virus A(H1) by prefecture, 2006/07

(Infectious Agents Surveillance Report: Data based on the reports received before August 31, 2007 from public health institutes)

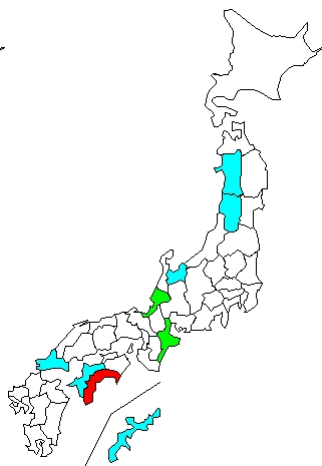


Infectious Agents Surveillance Report

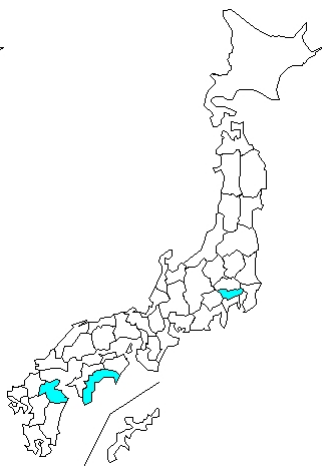
Reports of detection



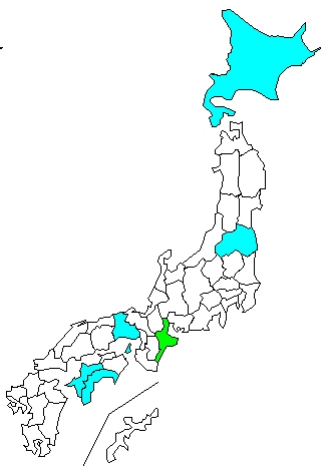
20W
(05/14-05/20)
26 cases



21W
(05/21-05/27)
23 cases

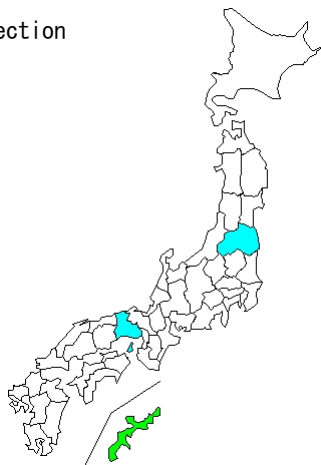


22W
(05/28-06/03)
3 cases

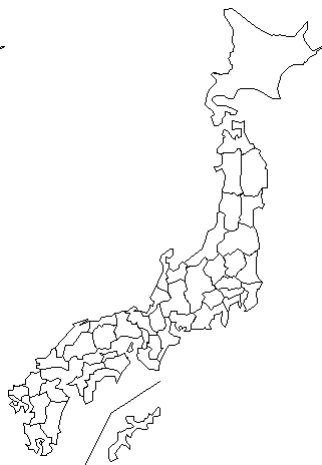


23W
(06/04-06/10)
10 cases

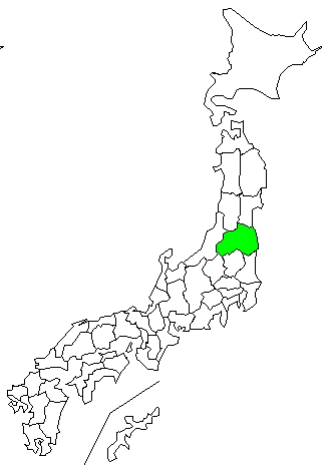
Reports of detection



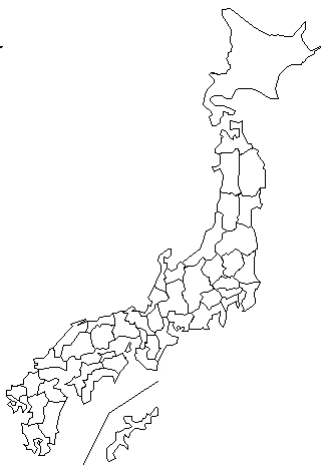
24W
(06/11-06/17)
6 cases



25W
(06/18-06/24)
no case



26W
(06/25-07/01)
3 cases

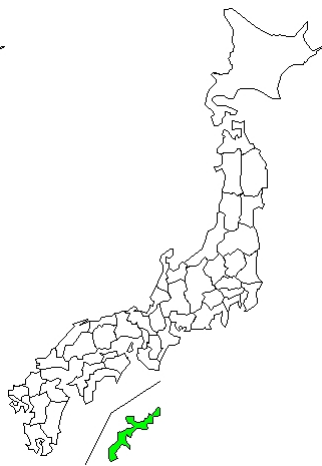


27W
(07/02-07/08)
no case

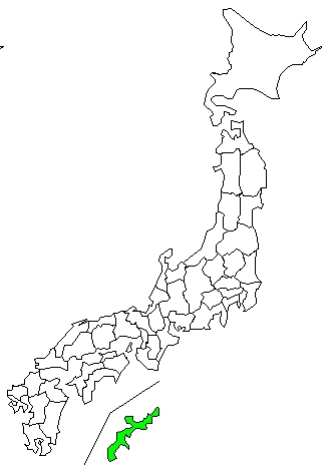
Reports of detection



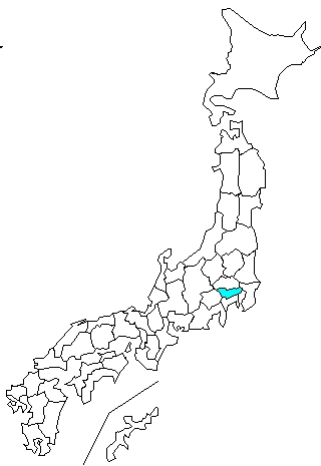
28W
(07/09-07/15)
4 cases



29W
(07/16-07/22)
3 cases



30W
(07/23-07/29)
2 cases



31W
(07/30-08/05)
1 case

Isolation/detection of influenza virus A(H1) by prefecture, 2006/07

(Infectious Agents Surveillance Report: Data based on the reports received before August 31, 2007 from public health institutes)

IASR

Infectious Agents Surveillance Report

Reports of detection



32W
(08/06-08/12)
no case



33W
(08/13-08/19)
no case



34W
(08/20-08/26)
no case



35W
(08/27-09/02)
no case