

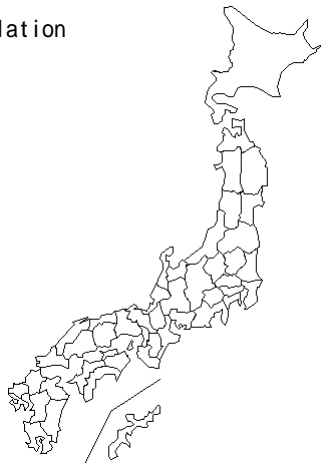
Isolation of VTEC 0157 by prefecture, 2006

(Infectious Agents Surveillance Report: Data based on the reports received before December 30, 2006 from public health institutes)

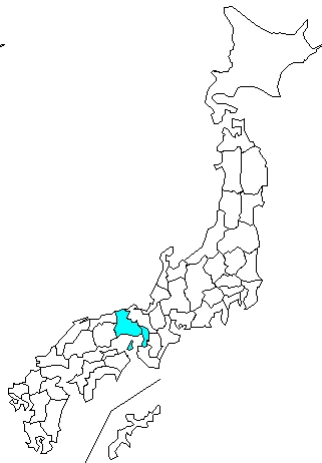


Infectious Agents Surveillance Report

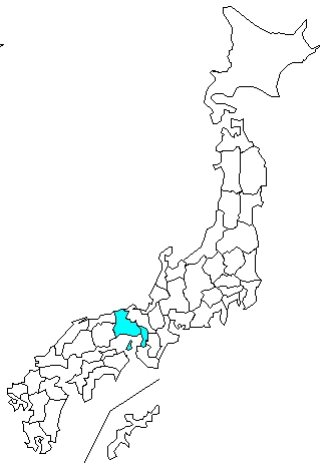
Reports of isolation



1W
(01/02-01/08)
no case



2W
(01/09-01/15)
2 cases

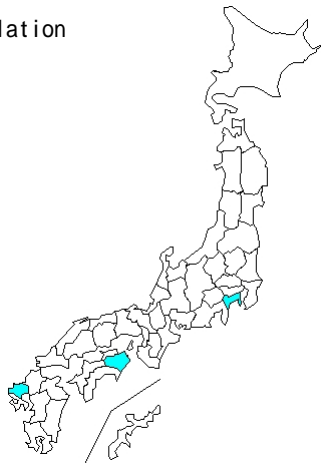


3W
(01/16-01/22)
2 cases

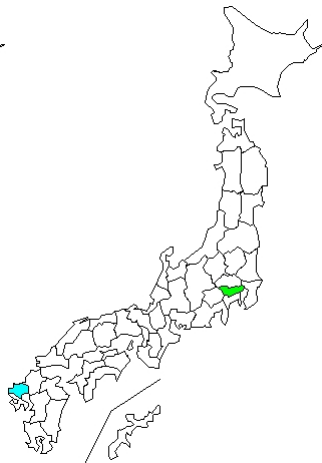


4W
(01/23-01/29)
1 case

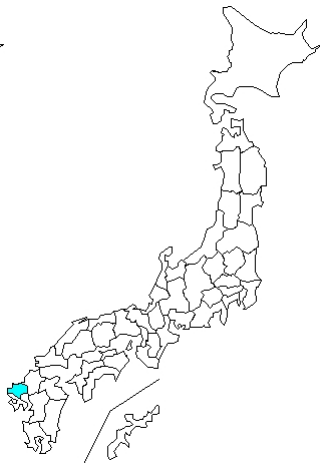
Reports of isolation



5W
(01/30-02/05)
3 cases



6W
(02/06-02/12)
3 cases

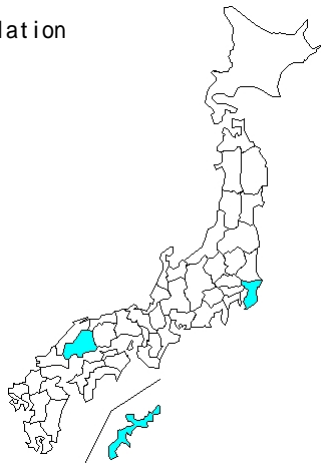


7W
(02/13-02/19)
1 case

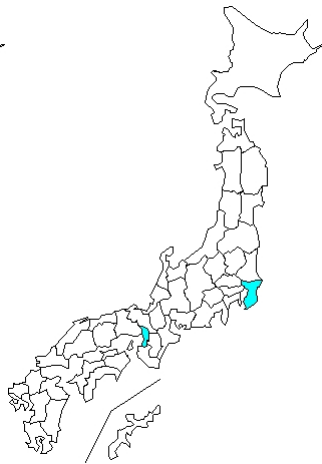


8W
(02/20-02/26)
no case

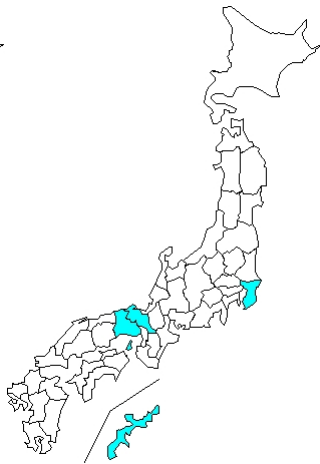
Reports of isolation



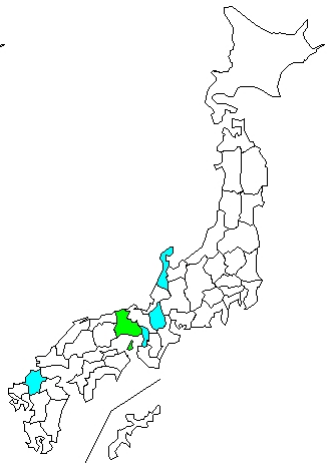
9W
(02/27-03/05)
3 cases



10W
(03/06-03/12)
2 cases



11W
(03/13-03/19)
4 cases



12W
(03/20-03/26)
6 cases

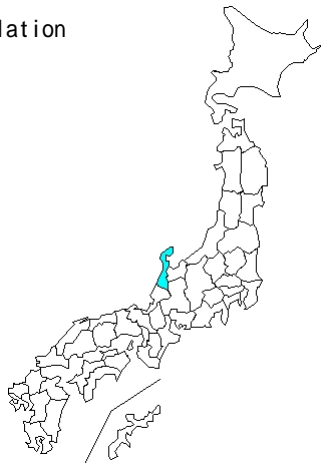
Isolation of VTEC 0157 by prefecture, 2006

(Infectious Agents Surveillance Report: Data based on the reports received before December 30, 2006 from public health institutes)

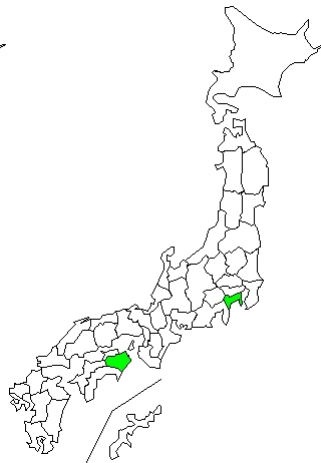


Infectious Agents Surveillance Report

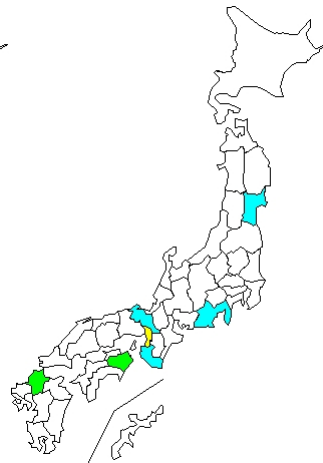
Reports of isolation



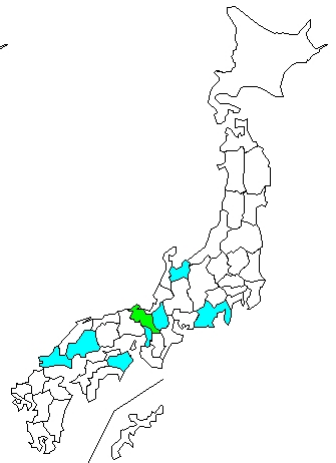
13W
(03/27-04/02)
1 case



14W
(04/03-04/09)
4 cases

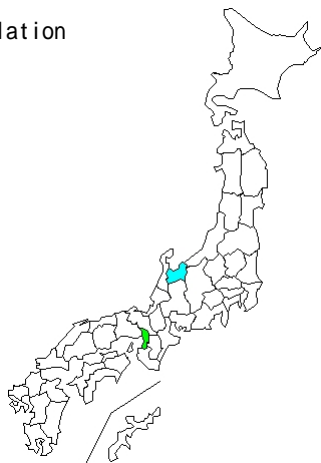


15W
(04/10-04/16)
17 cases

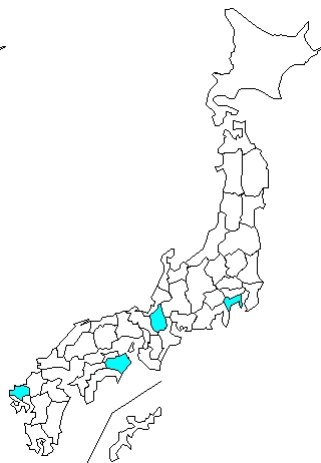


16W
(04/17-04/23)
9 cases

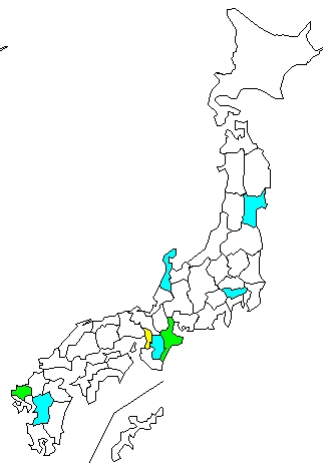
Reports of isolation



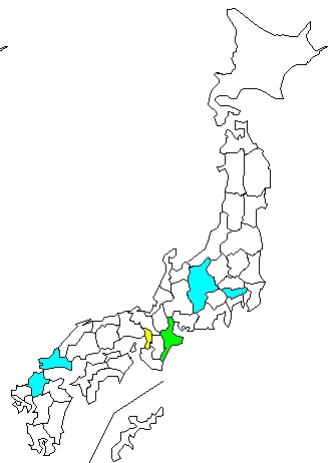
17W
(04/24-04/30)
4 cases



18W
(05/01-05/07)
4 cases

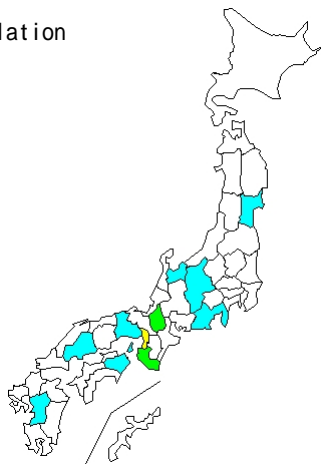


19W
(05/08-05/14)
16 cases

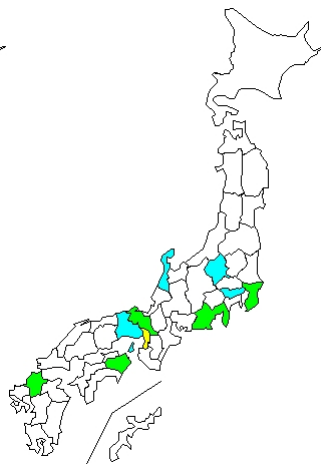


20W
(05/15-05/21)
12 cases

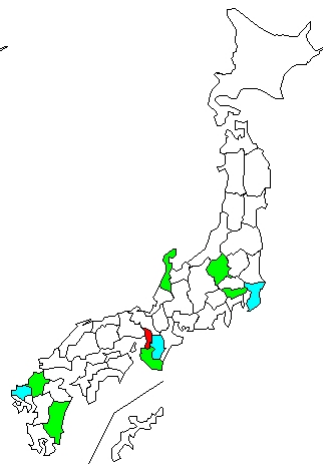
Reports of isolation



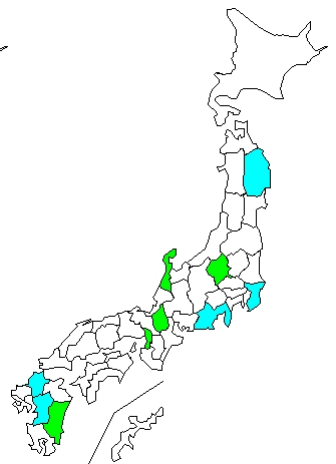
21W
(05/22-05/28)
20 cases



22W
(05/29-06/04)
25 cases



23W
(06/05-06/11)
30 cases



24W
(06/12-06/18)
27 cases

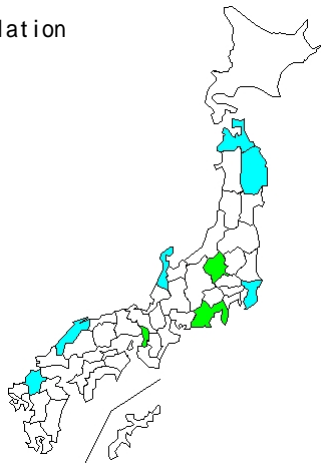
Isolation of VTEC 0157 by prefecture, 2006

(Infectious Agents Surveillance Report: Data based on the reports received before December 30, 2006 from public health institutes)

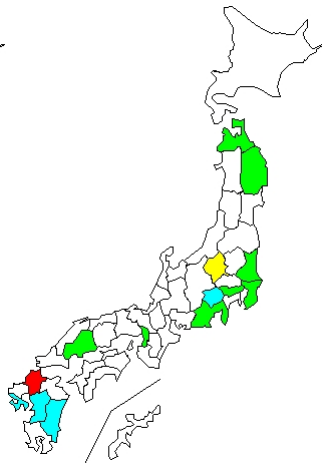


Infectious Agents Surveillance Report

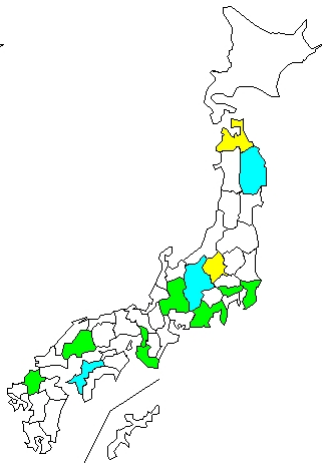
Reports of isolation



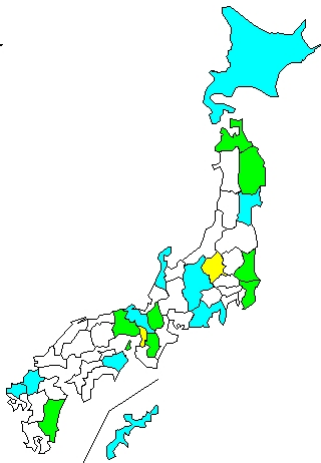
25W
(06/19-06/25)
16 cases



26W
(06/26-07/02)
53 cases

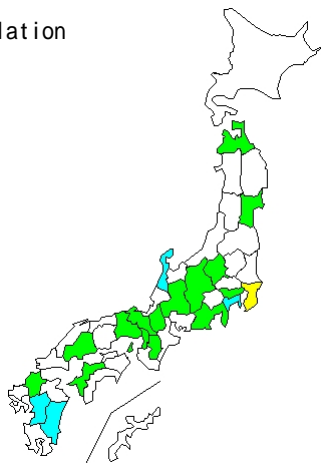


27W
(07/03-07/09)
37 cases

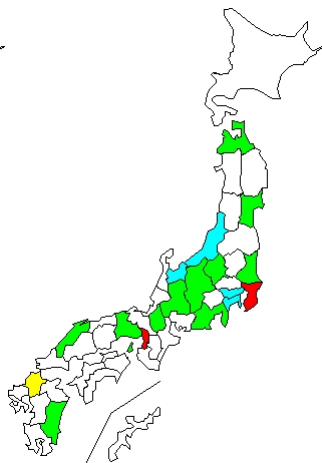


28W
(07/10-07/16)
50 cases

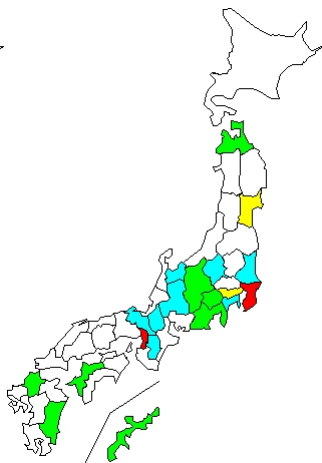
Reports of isolation



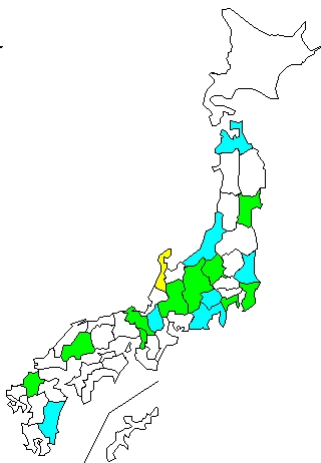
29W
(07/17-07/23)
64 cases



30W
(07/24-07/30)
69 cases

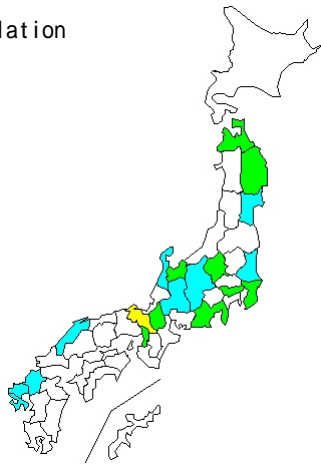


31W
(07/31-08/06)
66 cases

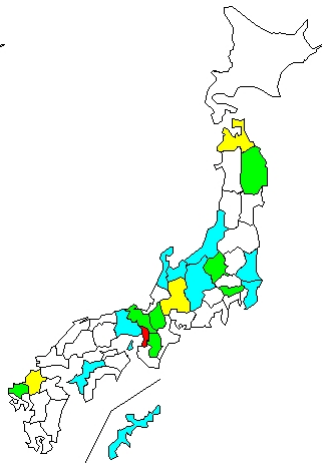


32W
(08/07-08/13)
43 cases

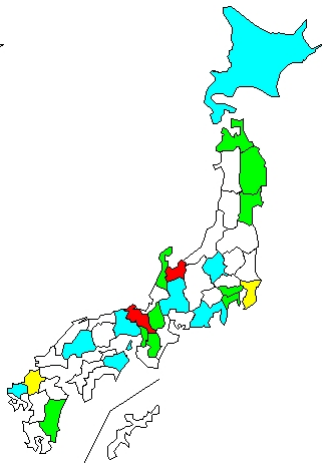
Reports of isolation



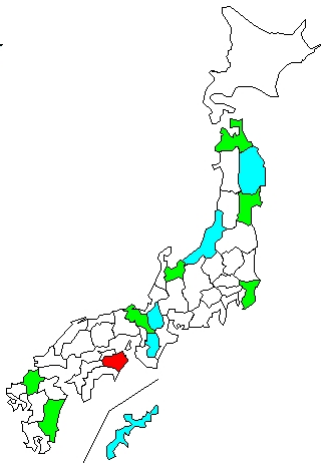
33W
(08/14-08/20)
43 cases



34W
(08/21-08/27)
66 cases



35W
(08/28-09/03)
138 cases



36W
(09/04-09/10)
44 cases

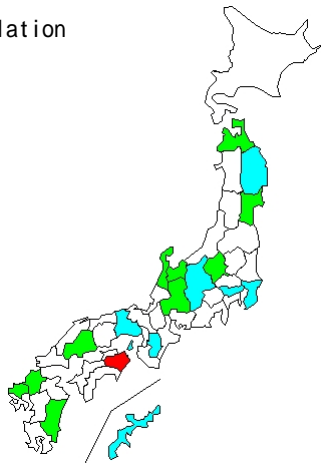
Isolation of VTEC 0157 by prefecture, 2006

(Infectious Agents Surveillance Report: Data based on the reports received before December 30, 2006 from public health institutes)

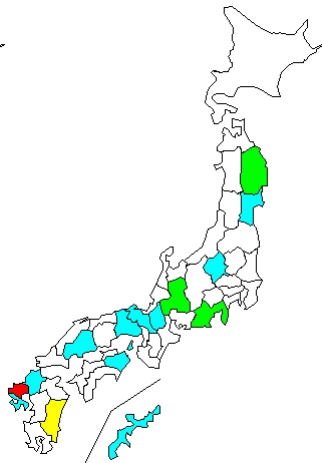


Infectious Agents Surveillance Report

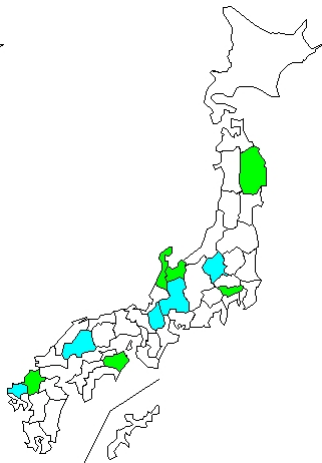
Reports of isolation



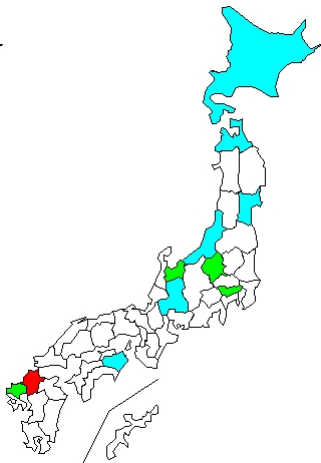
37W
(09/11-09/17)
49 cases



38W
(09/18-09/24)
44 cases

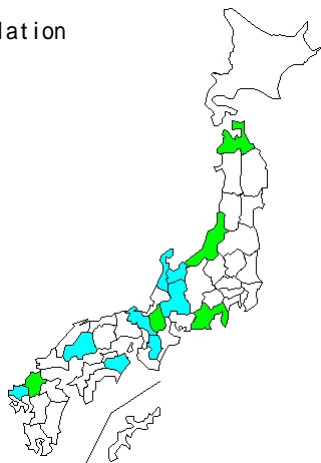


39W
(09/25-10/01)
23 cases

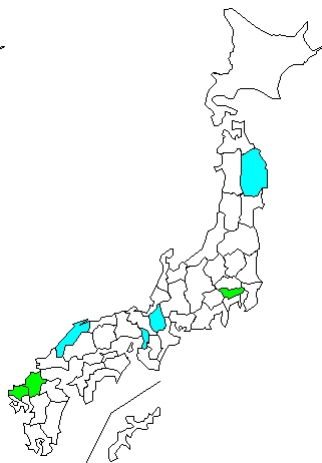


40W
(10/02-10/08)
28 cases

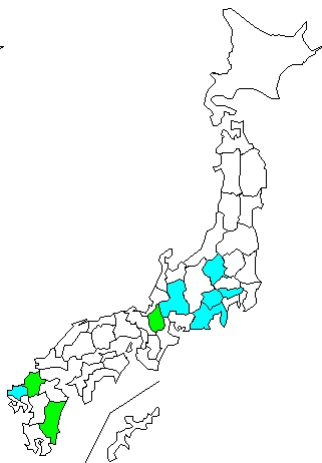
Reports of isolation



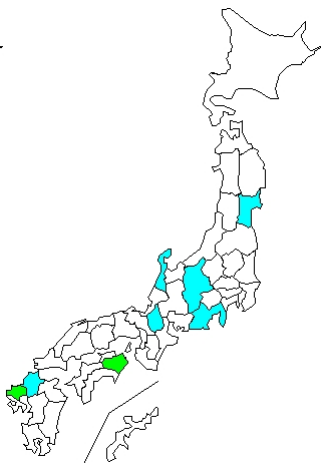
41W
(10/09-10/15)
23 cases



42W
(10/16-10/22)
15 cases

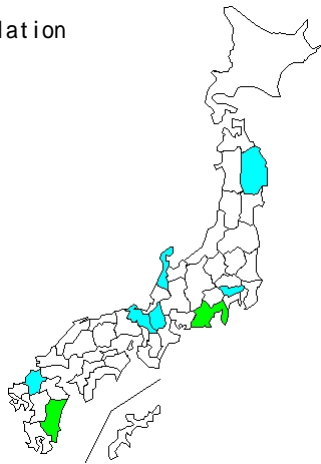


43W
(10/23-10/29)
16 cases

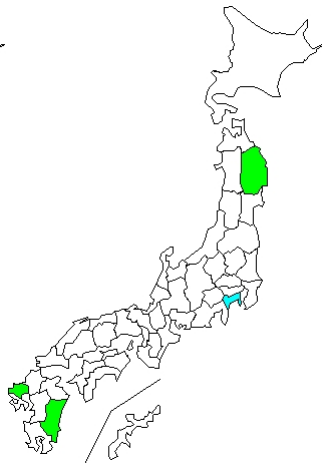


44W
(10/30-11/05)
12 cases

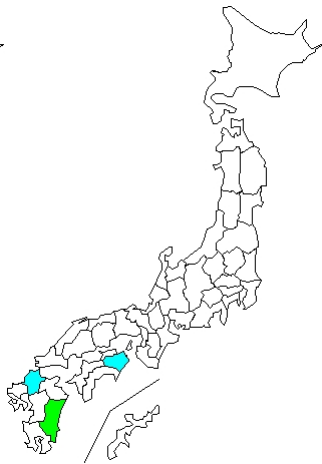
Reports of isolation



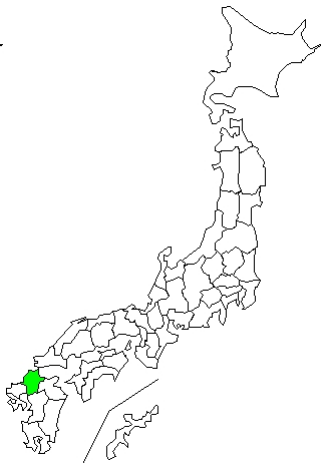
45W
(11/06-11/12)
11 cases



46W
(11/13-11/19)
11 cases



47W
(11/20-11/26)
4 cases



48W
(11/27-12/03)
4 cases

Isolation of VTEC 0157 by prefecture, 2006

(Infectious Agents Surveillance Report: Data based on the reports received before December 30, 2006 from public health institutes)

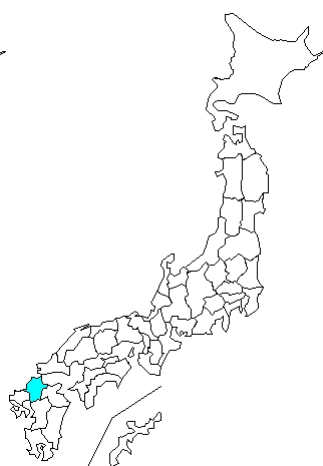


Infectious Agents Surveillance Report

Reports of isolation



49W
(12/04-12/10)
no case



50W
(12/11-12/17)
1 case



51W
(12/18-12/24)
no case



52W
(12/25-12/31)
no case