

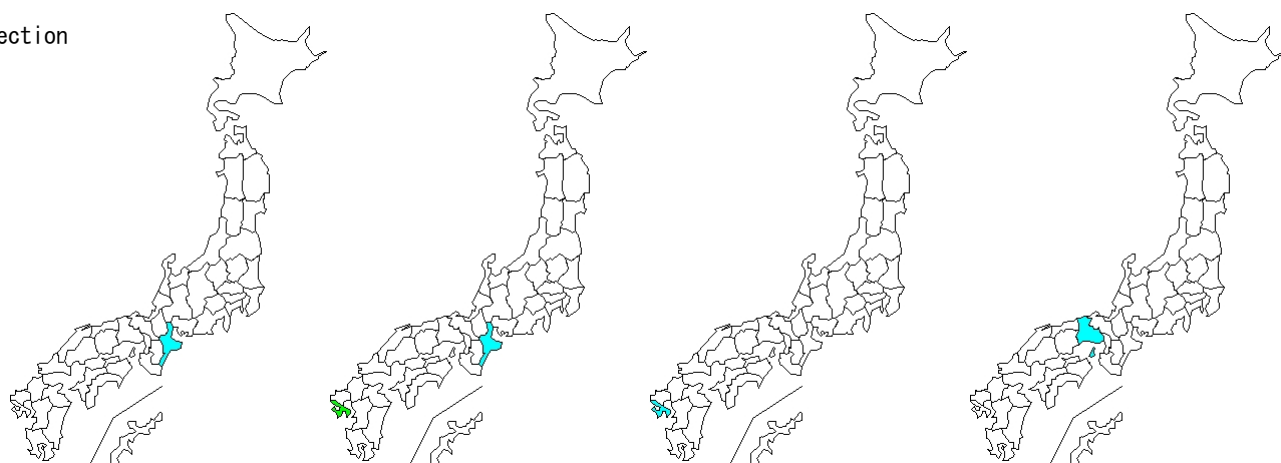
Isolation/detection of influenza virus A(H3) by prefecture, 2005/06

(Infectious Agents Surveillance Report: Data based on the reports received before September 1, 2006 from public health institutes)



Infectious Agents Surveillance Report

Reports of detection



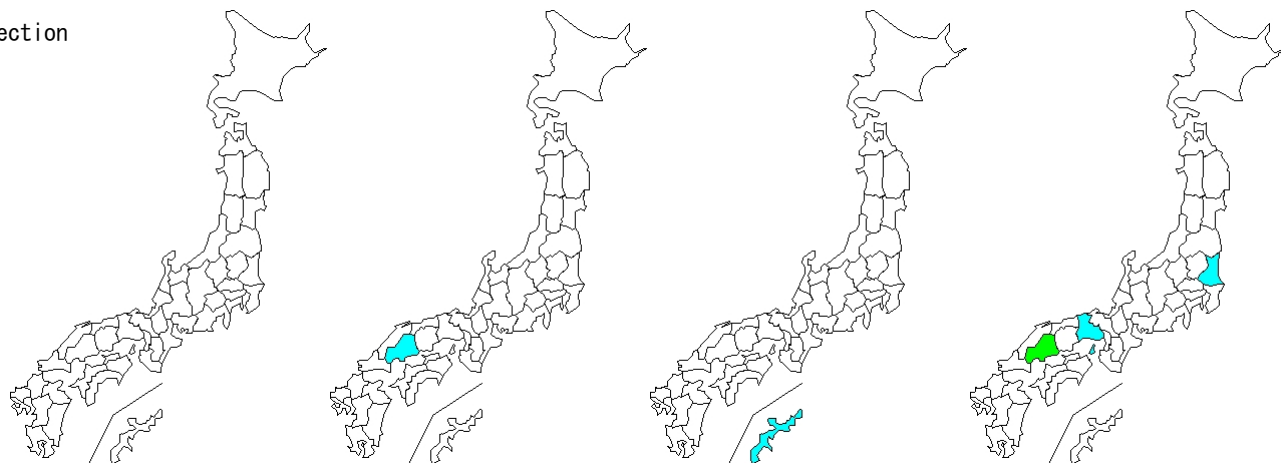
36W
(09/05-09/11)
1 case

37W
(09/12-09/18)
4 cases

38W
(09/19-09/25)
1 case

39W
(09/26-10/02)
1 case

Reports of detection



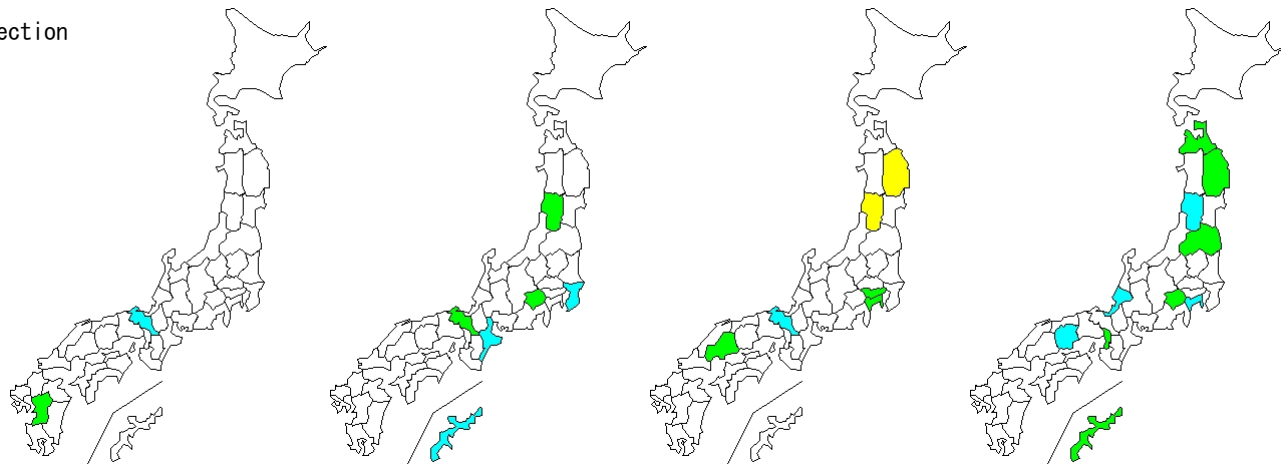
40W
(10/03-10/09)
no case

41W
(10/10-10/16)
1 case

42W
(10/17-10/23)
1 case

43W
(10/24-10/30)
4 cases

Reports of detection



44W
(10/31-11/06)
6 cases

45W
(11/07-11/13)
14 cases

46W
(11/14-11/20)
23 cases

47W
(11/21-11/27)
23 cases

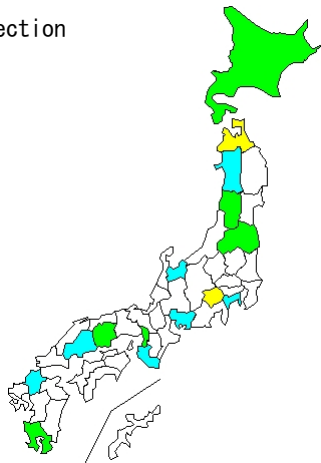
Isolation/detection of influenza virus A(H3) by prefecture, 2005/06

(Infectious Agents Surveillance Report: Data based on the reports received before September 1, 2006 from public health institutes)

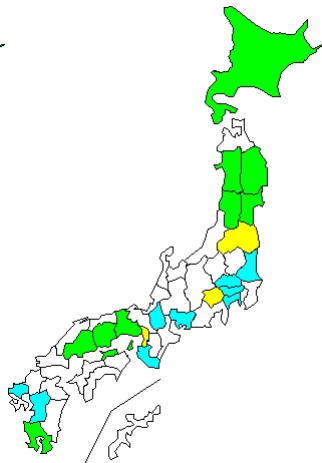


Infectious Agents Surveillance Report

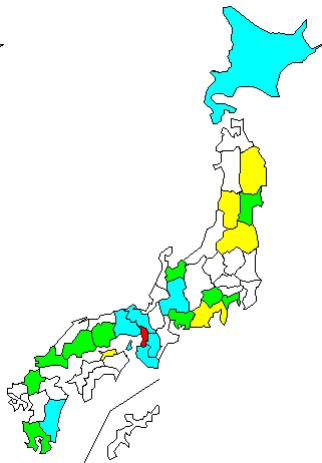
Reports of detection



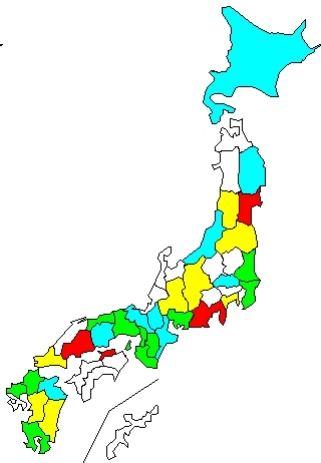
48W
(11/28-12/04)
39 cases



49W
(12/05-12/11)
65 cases

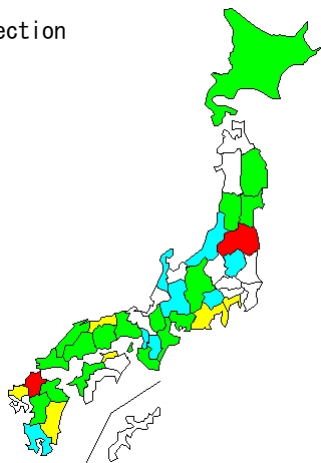


50W
(12/12-12/18)
85 cases

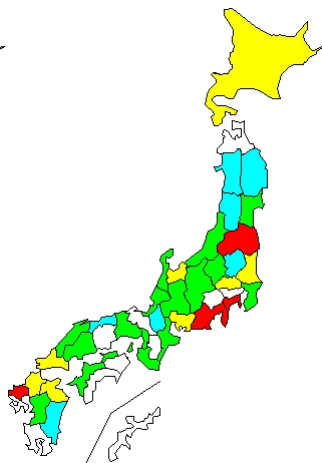


51W
(12/19-12/25)
173 cases

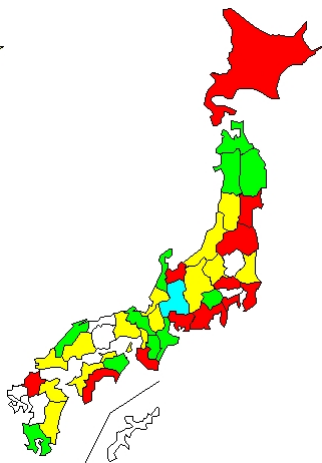
Reports of detection



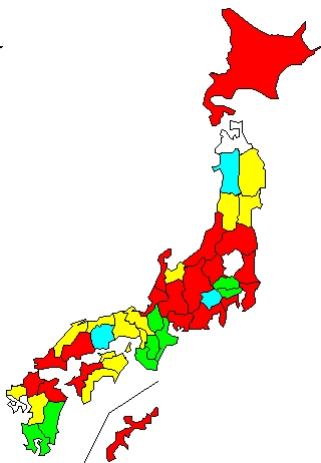
52W
(12/26-01/01)
140 cases



1W
(01/02-01/08)
174 cases

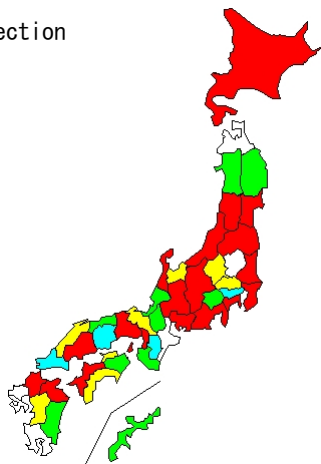


2W
(01/09-01/15)
391 cases

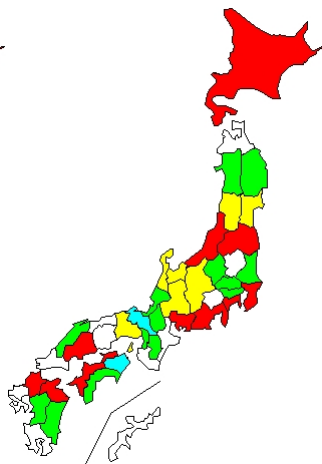


3W
(01/16-01/22)
653 cases

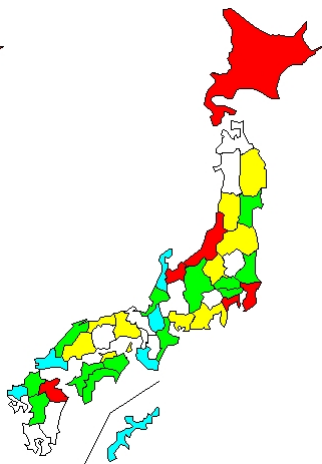
Reports of detection



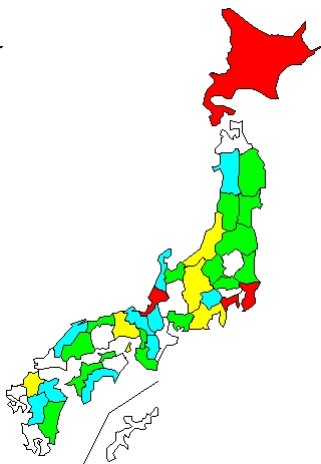
4W
(01/23-01/29)
553 cases



5W
(01/30-02/05)
336 cases



6W
(02/06-02/12)
241 cases



7W
(02/13-02/19)
179 cases

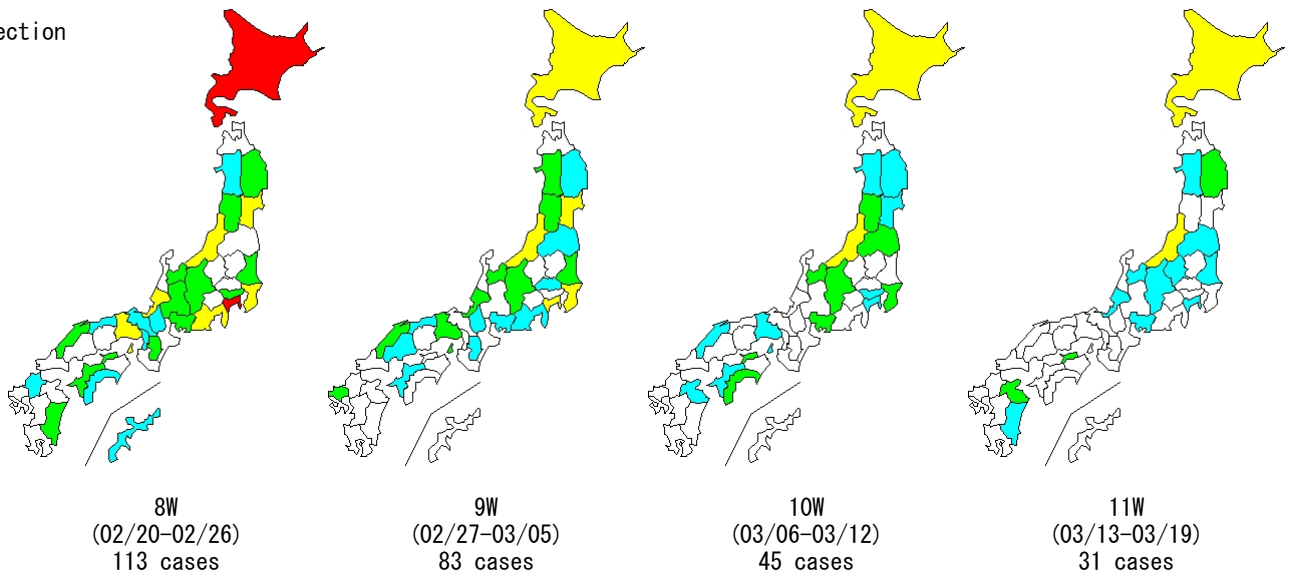
Isolation/detection of influenza virus A(H3) by prefecture, 2005/06

(Infectious Agents Surveillance Report: Data based on the reports received before September 1, 2006 from public health institutes)

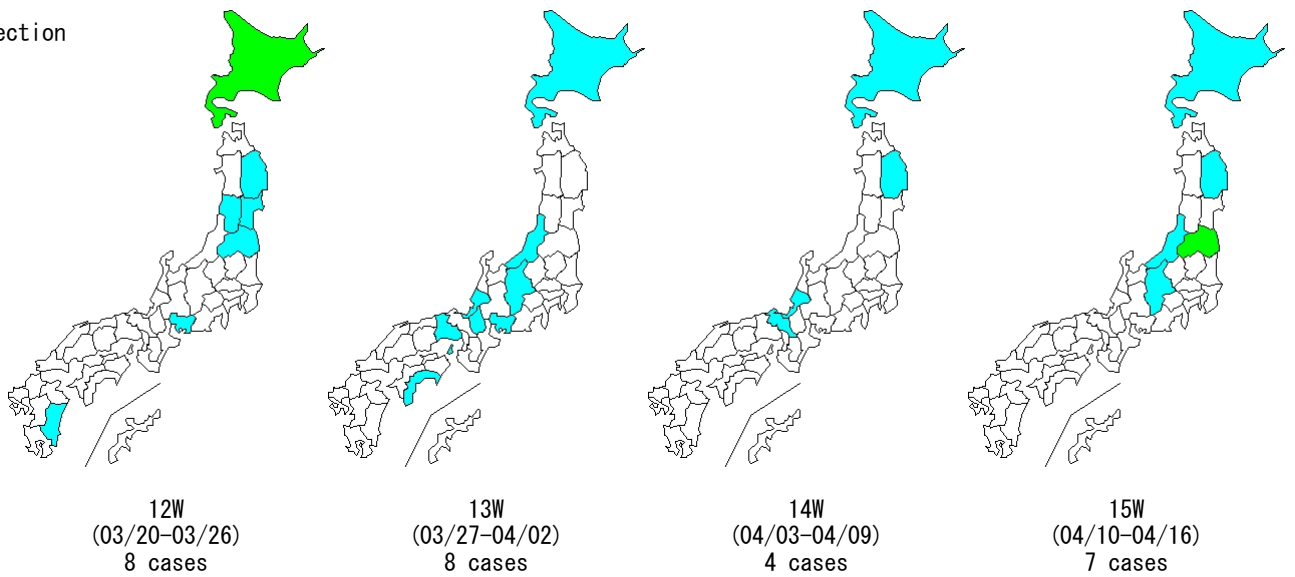


Infectious Agents Surveillance Report

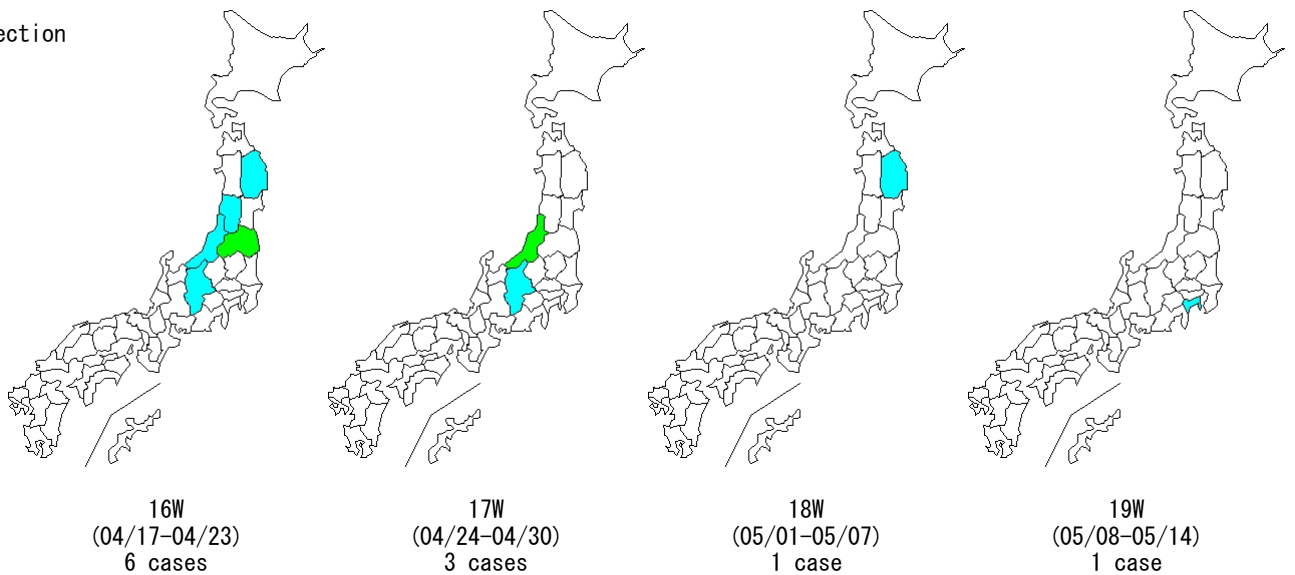
Reports of detection



Reports of detection



Reports of detection



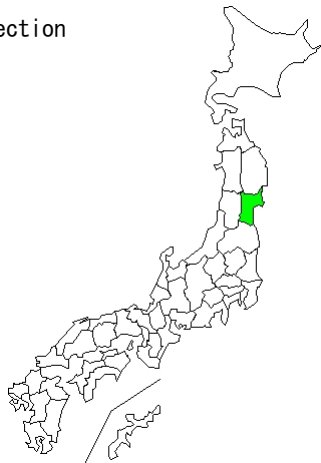
Isolation/detection of influenza virus A(H3) by prefecture, 2005/06

(Infectious Agents Surveillance Report: Data based on the reports received before September 1, 2006 from public health institutes)

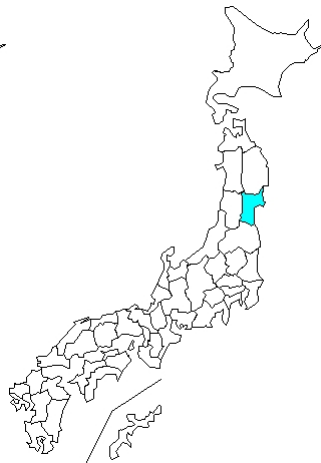


Infectious Agents Surveillance Report

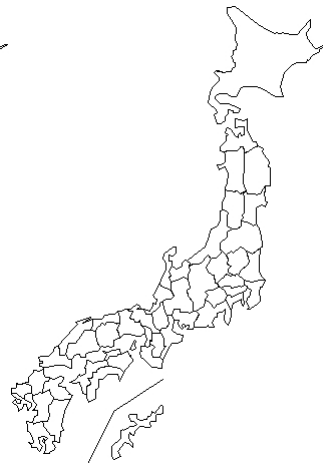
Reports of detection



20W
(05/15-05/21)
3 cases



21W
(05/22-05/28)
1 case



22W
(05/29-06/04)
no case



23W
(06/05-06/11)
no case

Reports of detection



24W
(06/12-06/18)
no case



25W
(06/19-06/25)
no case



26W
(06/26-07/02)
no case

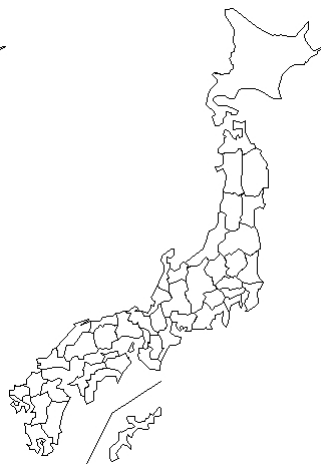


27W
(07/03-07/09)
no case

Reports of detection



28W
(07/10-07/16)
no case



29W
(07/17-07/23)
no case



30W
(07/24-07/30)
no case



31W
(07/31-08/06)
no case

Isolation/detection of influenza virus A(H3) by prefecture, 2005/06

(Infectious Agents Surveillance Report: Data based on the reports received before September 1, 2006 from public health institutes)

IASR

Infectious Agents Surveillance Report

Reports of detection



32W
(08/07-08/13)
no case



33W
(08/14-08/20)
no case



34W
(08/21-08/27)
no case



35W
(08/28-09/03)
no case