

Isolation/detection of influenza virus A(H1) by prefecture, 2005/06

(Infectious Agents Surveillance Report: Data based on the reports received before September 1, 2006 from public health institutes)



Infectious Agents Surveillance Report

Reports of detection



36W  
(09/05-09/11)  
8 cases



37W  
(09/12-09/18)  
no case



38W  
(09/19-09/25)  
no case



39W  
(09/26-10/02)  
no case

Reports of detection



40W  
(10/03-10/09)  
no case



41W  
(10/10-10/16)  
no case

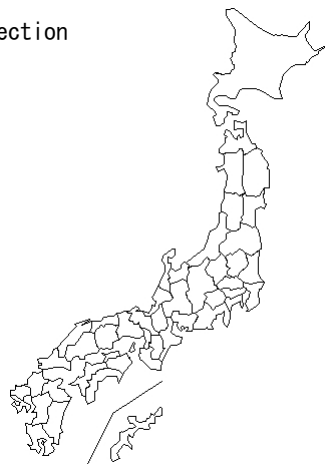


42W  
(10/17-10/23)  
no case



43W  
(10/24-10/30)  
no case

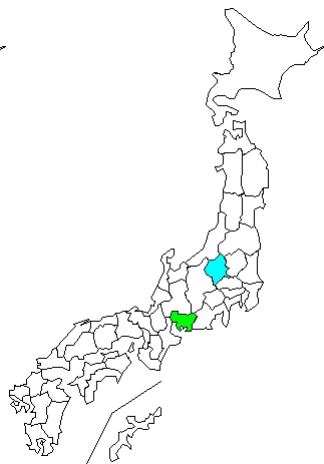
Reports of detection



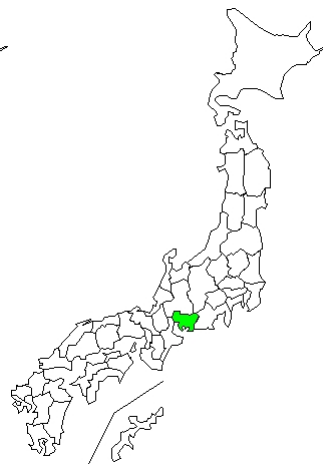
44W  
(10/31-11/06)  
no case



45W  
(11/07-11/13)  
no case



46W  
(11/14-11/20)  
3 cases



47W  
(11/21-11/27)  
3 cases

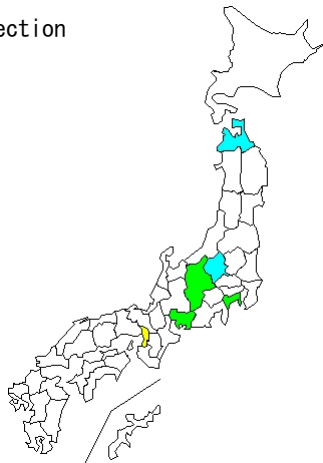
# Isolation/detection of influenza virus A(H1) by prefecture, 2005/06

(Infectious Agents Surveillance Report: Data based on the reports received before September 1, 2006 from public health institutes)

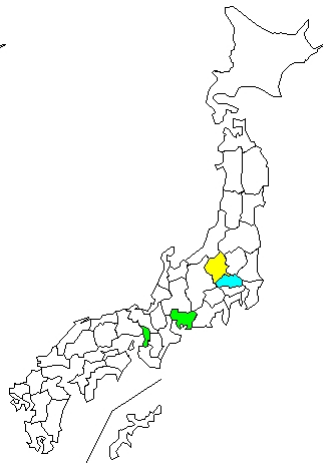


Infectious Agents Surveillance Report

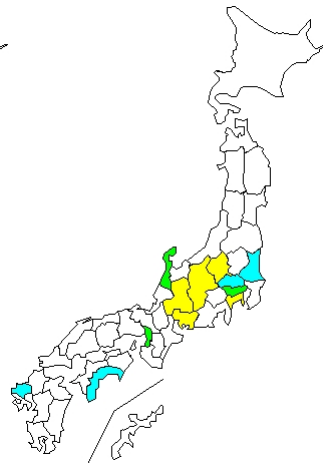
## Reports of detection



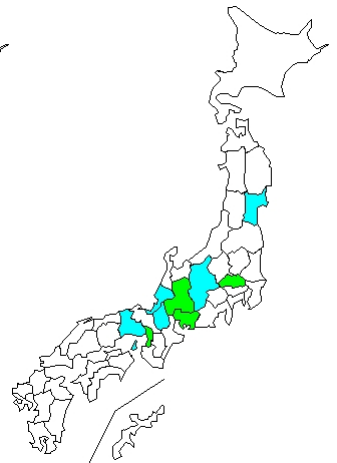
48W  
(11/28-12/04)  
17 cases



49W  
(12/05-12/11)  
17 cases

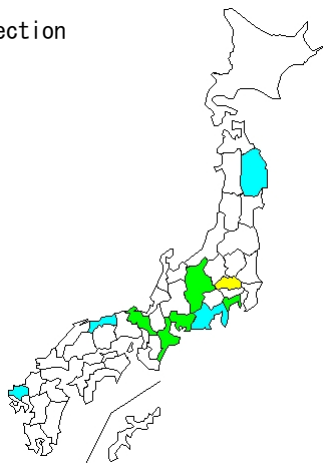


50W  
(12/12-12/18)  
50 cases

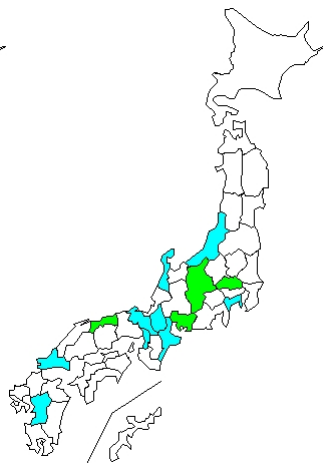


51W  
(12/19-12/25)  
19 cases

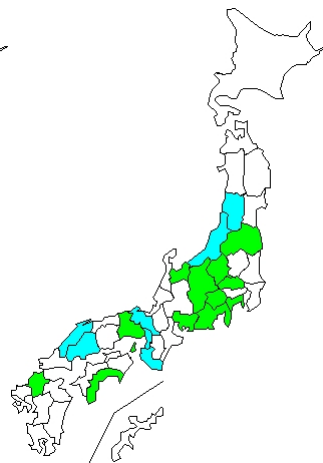
## Reports of detection



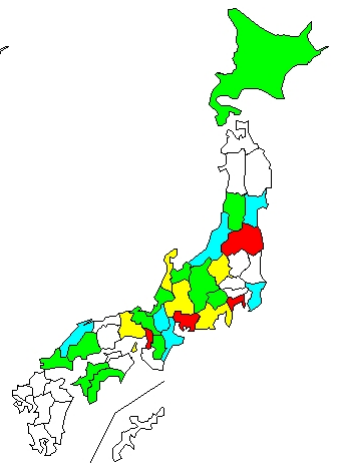
52W  
(12/26-01/01)  
24 cases



1W  
(01/02-01/08)  
19 cases

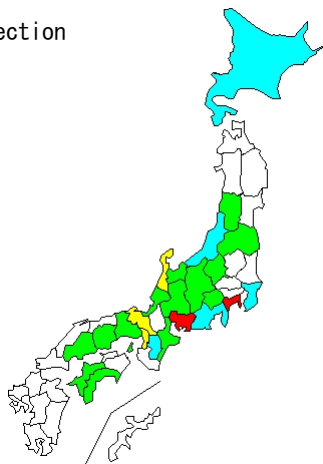


2W  
(01/09-01/15)  
40 cases

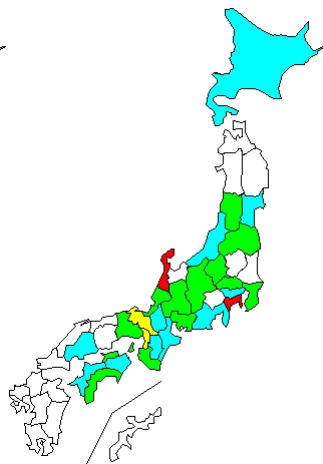


3W  
(01/16-01/22)  
134 cases

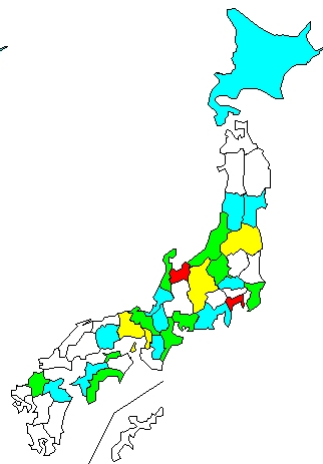
## Reports of detection



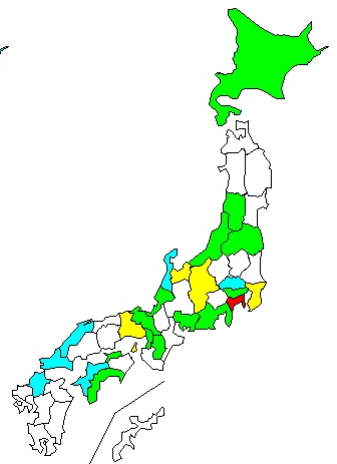
4W  
(01/23-01/29)  
105 cases



5W  
(01/30-02/05)  
94 cases



6W  
(02/06-02/12)  
91 cases



7W  
(02/13-02/19)  
92 cases

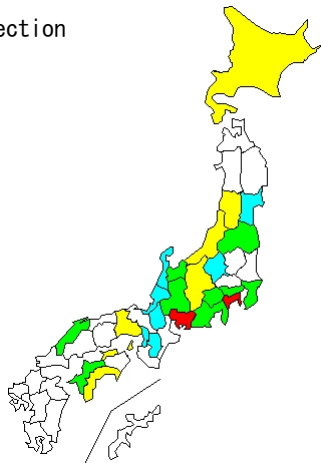
# Isolation/detection of influenza virus A(H1) by prefecture, 2005/06

(Infectious Agents Surveillance Report: Data based on the reports received before September 1, 2006 from public health institutes)

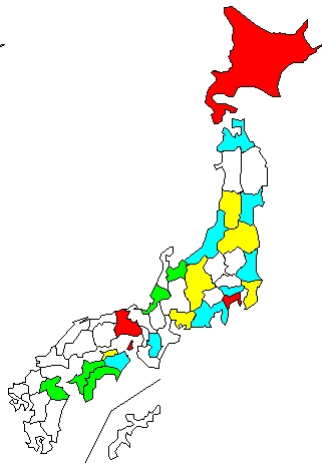


Infectious Agents Surveillance Report

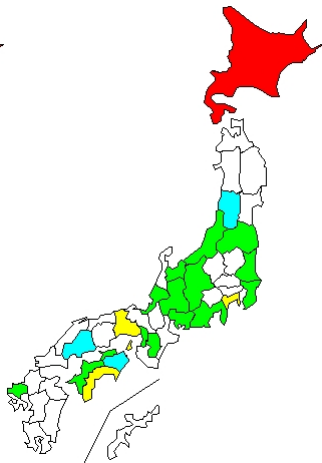
Reports of detection



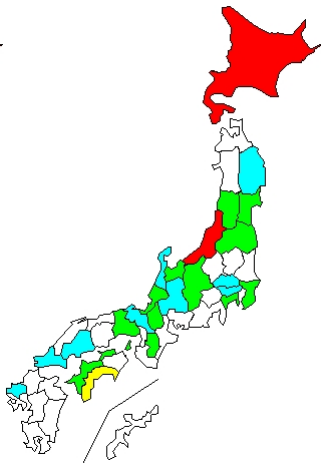
8W  
(02/20-02/26)  
109 cases



9W  
(02/27-03/05)  
120 cases

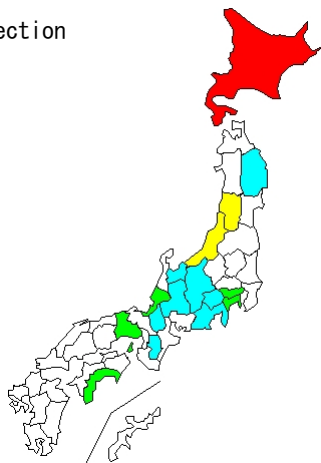


10W  
(03/06-03/12)  
98 cases

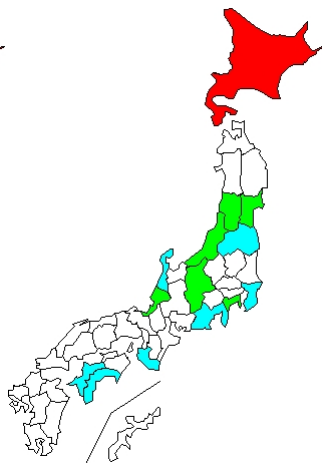


11W  
(03/13-03/19)  
89 cases

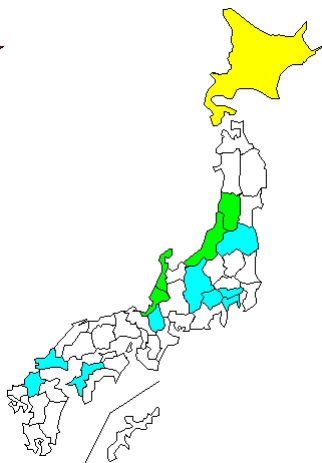
Reports of detection



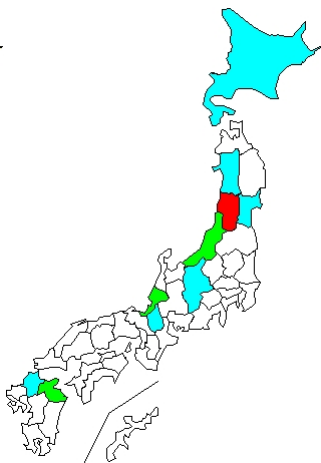
12W  
(03/20-03/26)  
50 cases



13W  
(03/27-04/02)  
37 cases

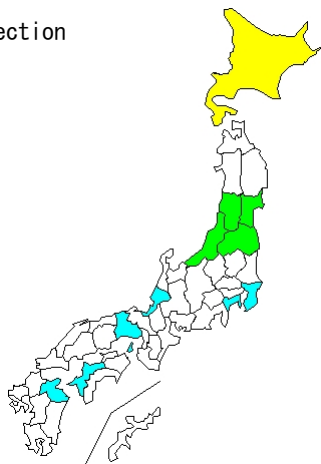


14W  
(04/03-04/09)  
29 cases

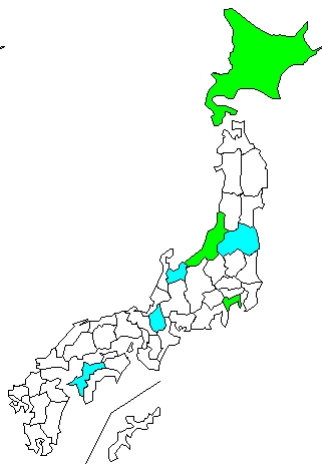


15W  
(04/10-04/16)  
25 cases

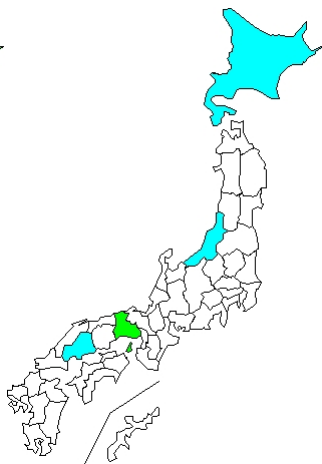
Reports of detection



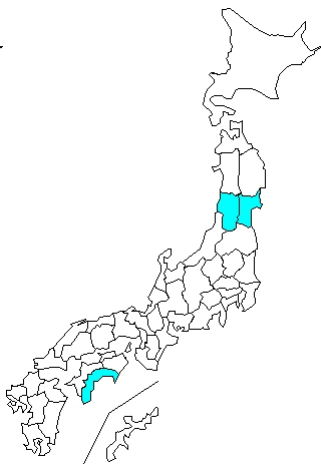
16W  
(04/17-04/23)  
28 cases



17W  
(04/24-04/30)  
15 cases



18W  
(05/01-05/07)  
5 cases



19W  
(05/08-05/14)  
3 cases

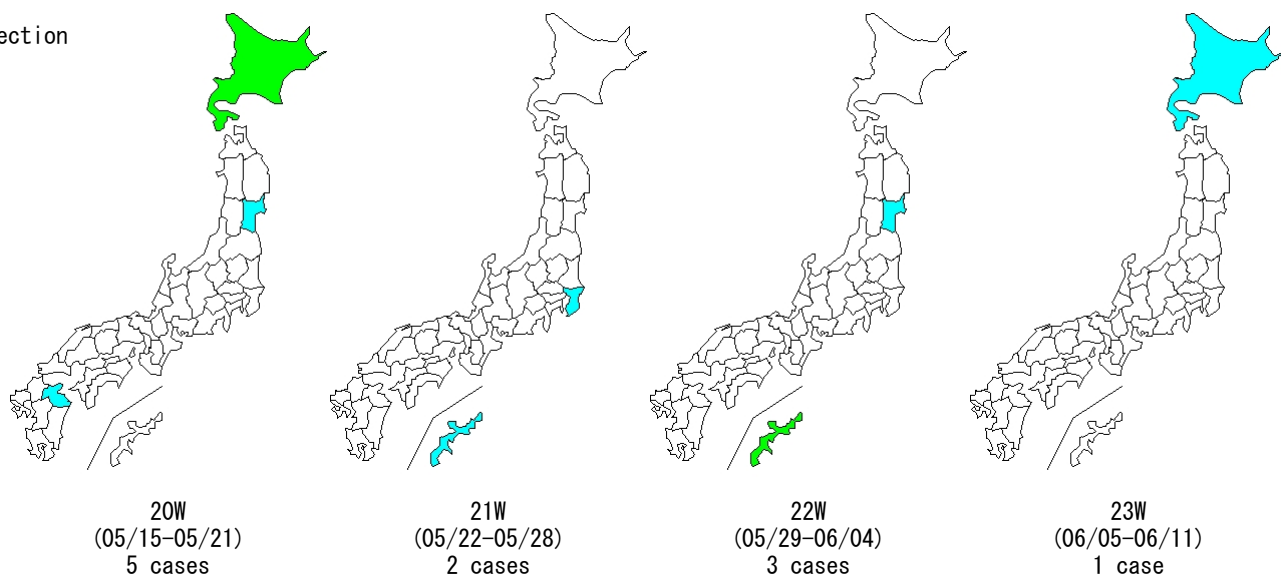
# Isolation/detection of influenza virus A(H1) by prefecture, 2005/06

(Infectious Agents Surveillance Report: Data based on the reports received before September 1, 2006 from public health institutes)

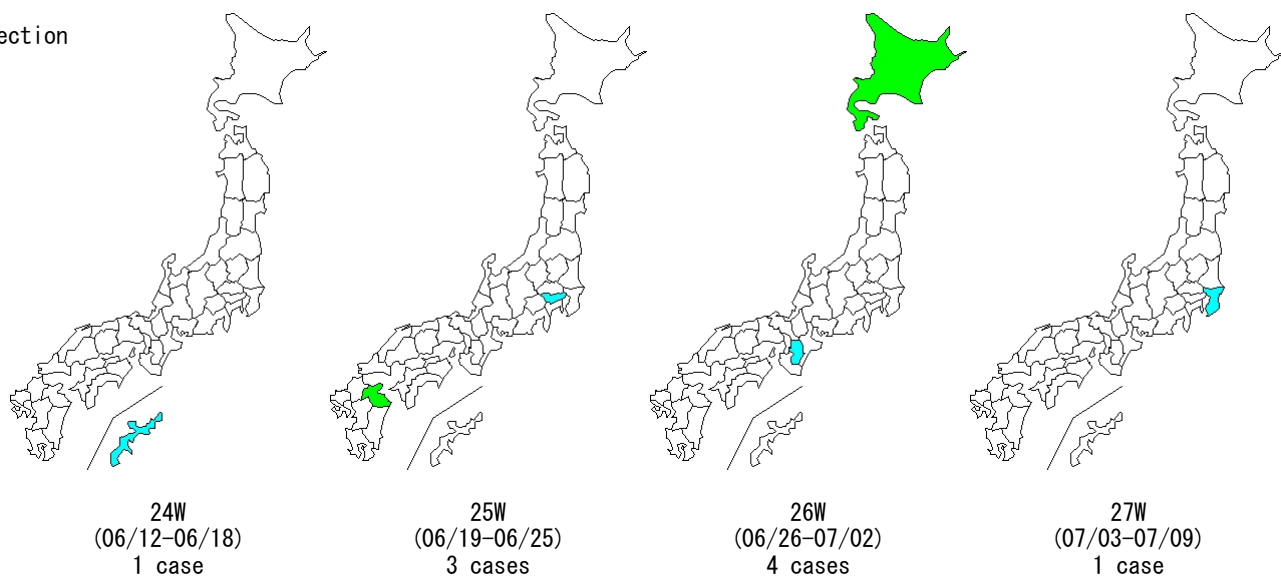


Infectious Agents Surveillance Report

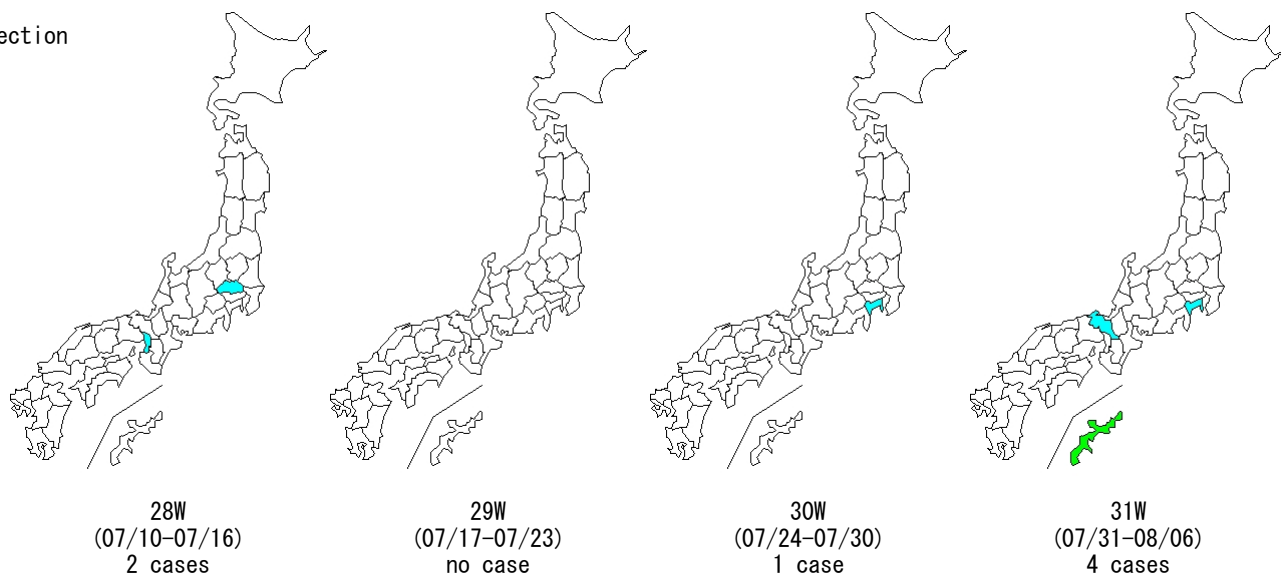
## Reports of detection



## Reports of detection



## Reports of detection



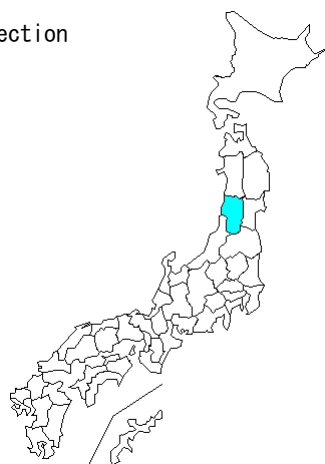
# Isolation/detection of influenza virus A(H1) by prefecture, 2005/06

(Infectious Agents Surveillance Report: Data based on the reports received before September 1, 2006 from public health institutes)

**IASR**

*Infectious Agents Surveillance Report*

## Reports of detection



32W  
(08/07-08/13)  
1 case



33W  
(08/14-08/20)  
no case



34W  
(08/21-08/27)  
no case



35W  
(08/28-09/03)  
no case