

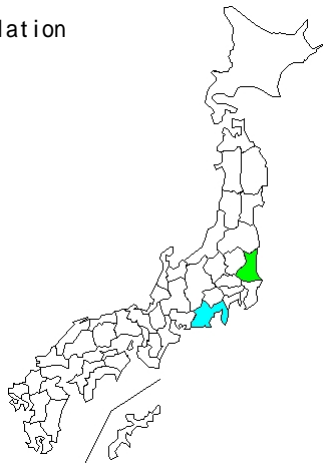
Isolation of VTEC O26 by prefecture, 2010

(Infectious Agents Surveillance Report: Data based on the reports received before December 28, 2010 from public health institutes)



Infectious Agents Surveillance Report

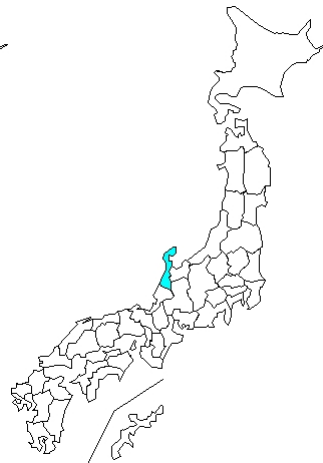
Reports of isolation



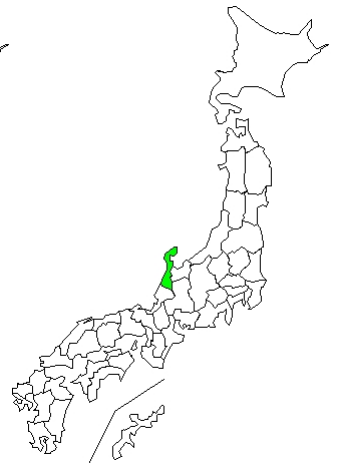
1W
(01/04-01/10)
4 cases



2W
(01/11-01/17)
no case



3W
(01/18-01/24)
1 case



4W
(01/25-01/31)
2 cases

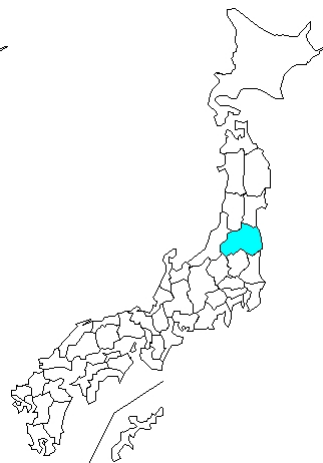
Reports of isolation



5W
(02/01-02/07)
no case



6W
(02/08-02/14)
no case



7W
(02/15-02/21)
1 case



8W
(02/22-02/28)
no case

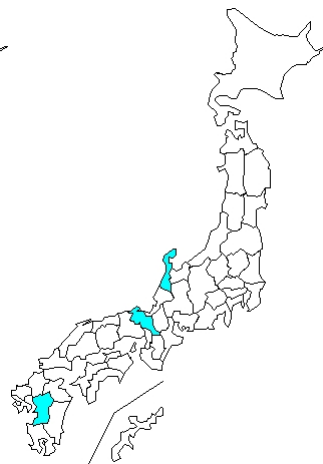
Reports of isolation



9W
(03/01-03/07)
no case



10W
(03/08-03/14)
4 cases



11W
(03/15-03/21)
3 cases



12W
(03/22-03/28)
no case

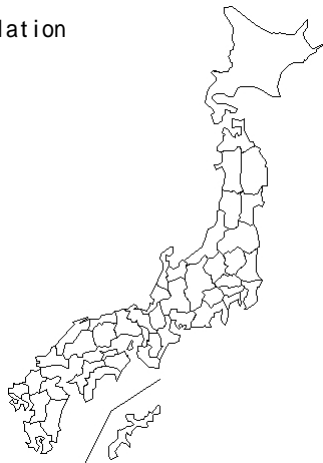
Isolation of VTEC O26 by prefecture, 2010

(Infectious Agents Surveillance Report: Data based on the reports received before December 28, 2010 from public health institutes)

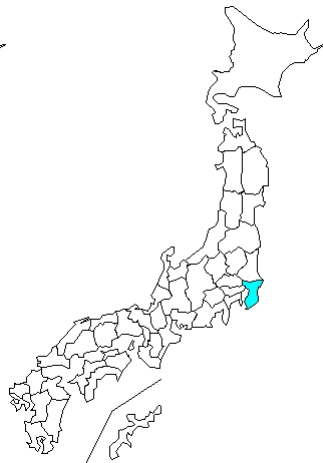


Infectious Agents Surveillance Report

Reports of isolation



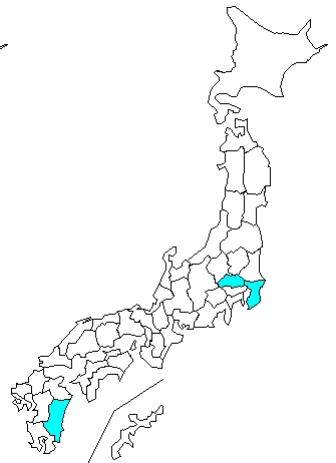
13W
(03/29-04/04)
no case



14W
(04/05-04/11)
1 case

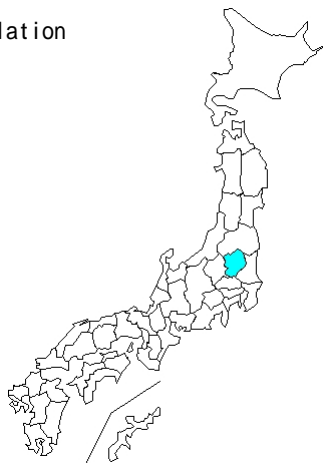


15W
(04/12-04/18)
no case



16W
(04/19-04/25)
3 cases

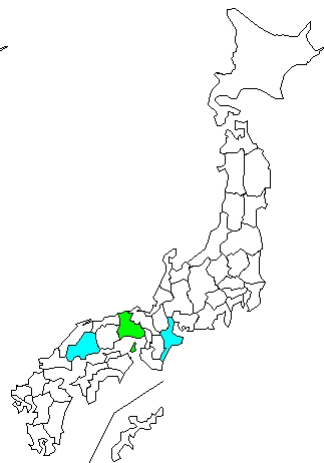
Reports of isolation



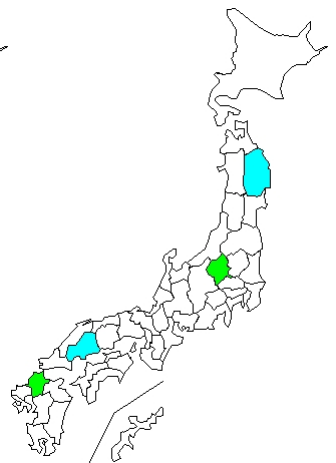
17W
(04/26-05/02)
1 case



18W
(05/03-05/09)
no case

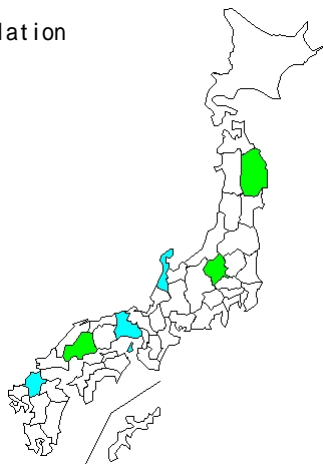


19W
(05/10-05/16)
7 cases

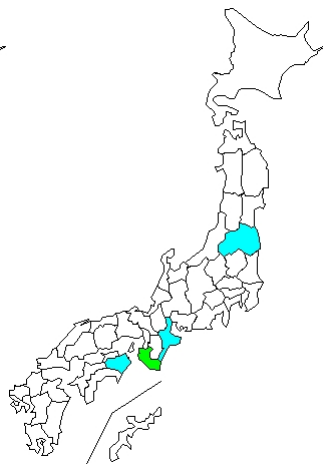


20W
(05/17-05/23)
7 cases

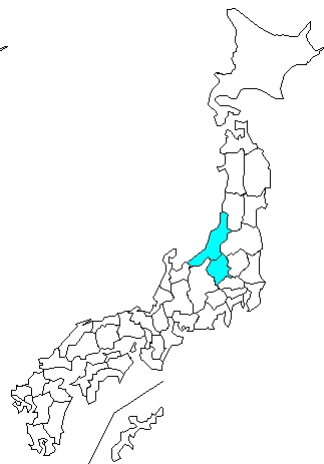
Reports of isolation



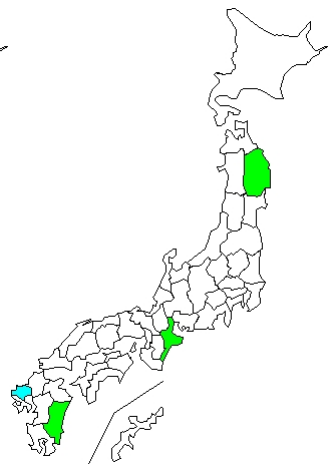
21W
(05/24-05/30)
11 cases



22W
(05/31-06/06)
5 cases



23W
(06/07-06/13)
2 cases



24W
(06/14-06/20)
11 cases

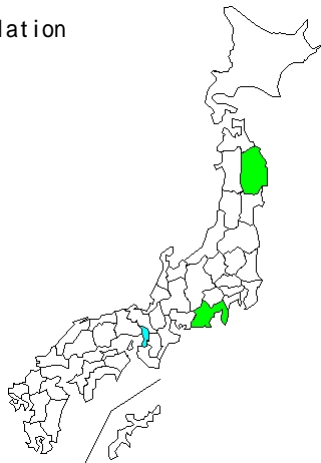
Isolation of VTEC O26 by prefecture, 2010

(Infectious Agents Surveillance Report: Data based on the reports received before December 28, 2010 from public health institutes)

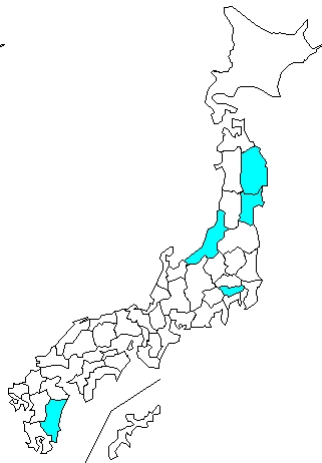


Infectious Agents Surveillance Report

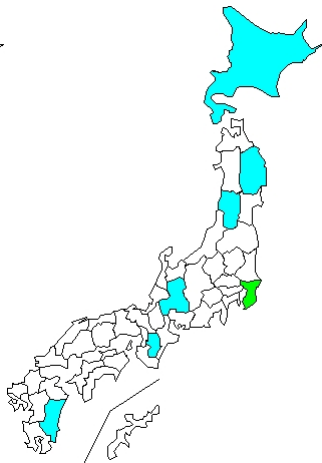
Reports of isolation



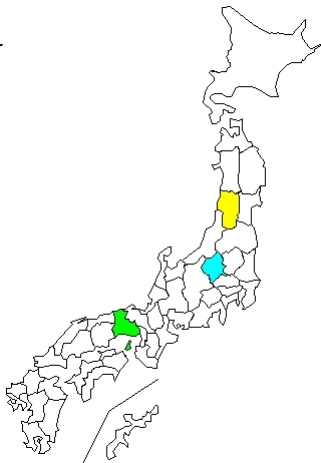
25W
(06/21-06/27)
5 cases



26W
(06/28-07/04)
5 cases

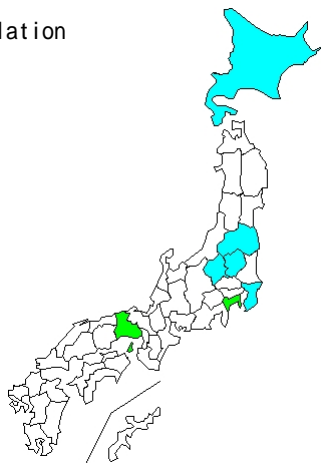


27W
(07/05-07/11)
9 cases

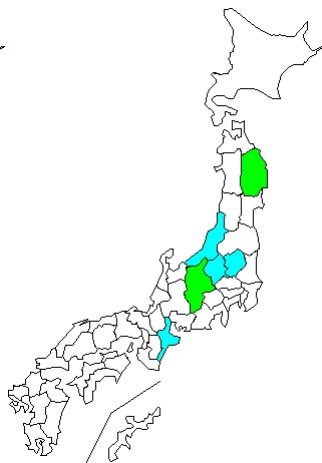


28W
(07/12-07/18)
10 cases

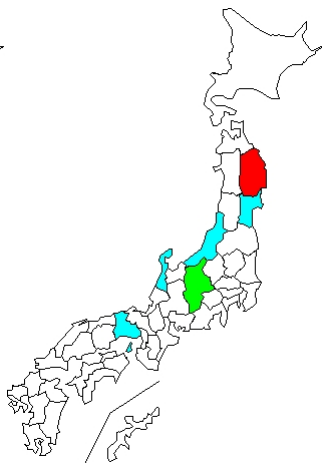
Reports of isolation



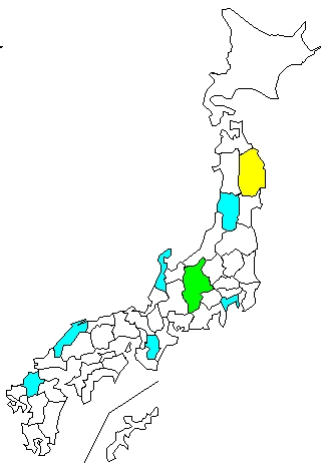
29W
(07/19-07/25)
9 cases



30W
(07/26-08/01)
13 cases

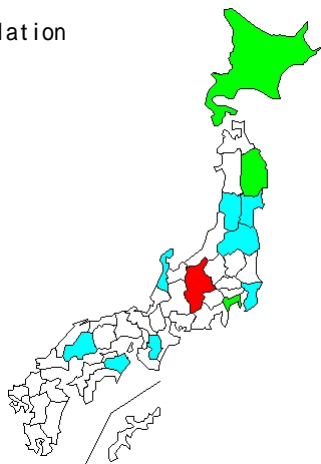


31W
(08/02-08/08)
27 cases

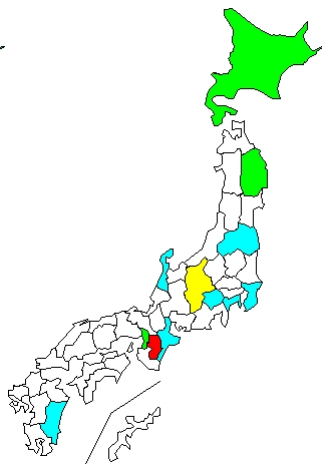


32W
(08/09-08/15)
18 cases

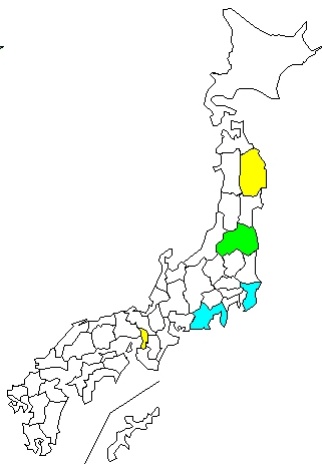
Reports of isolation



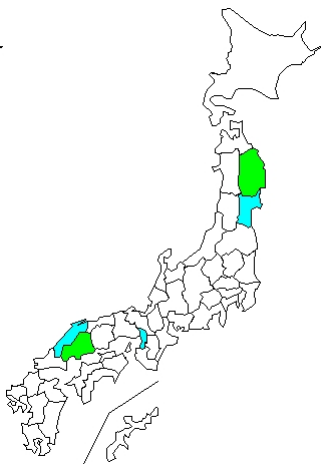
33W
(08/16-08/22)
27 cases



34W
(08/23-08/29)
35 cases



35W
(08/30-09/05)
18 cases



36W
(09/06-09/12)
7 cases

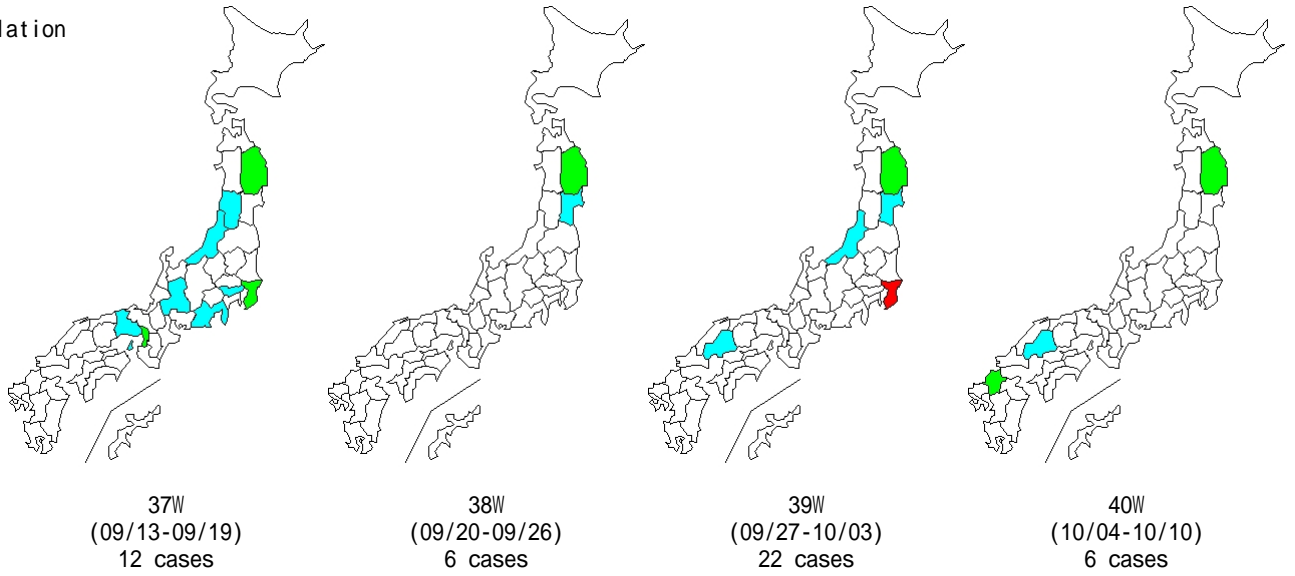
Isolation of VTEC O26 by prefecture, 2010

(Infectious Agents Surveillance Report: Data based on the reports received before December 28, 2010 from public health institutes)

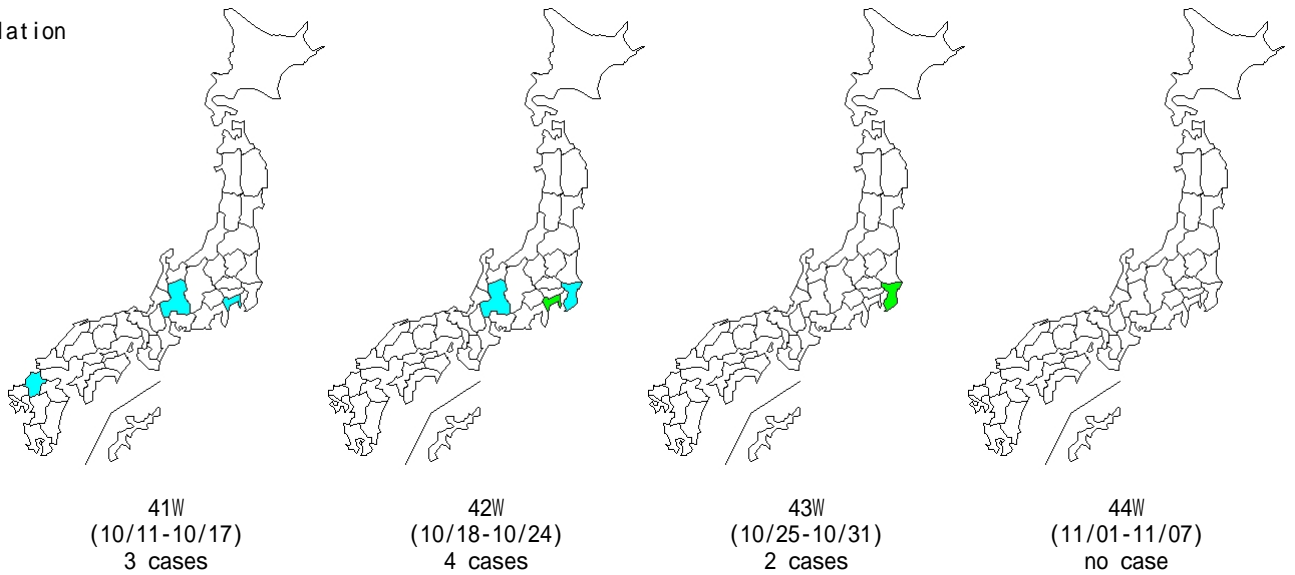


Infectious Agents Surveillance Report

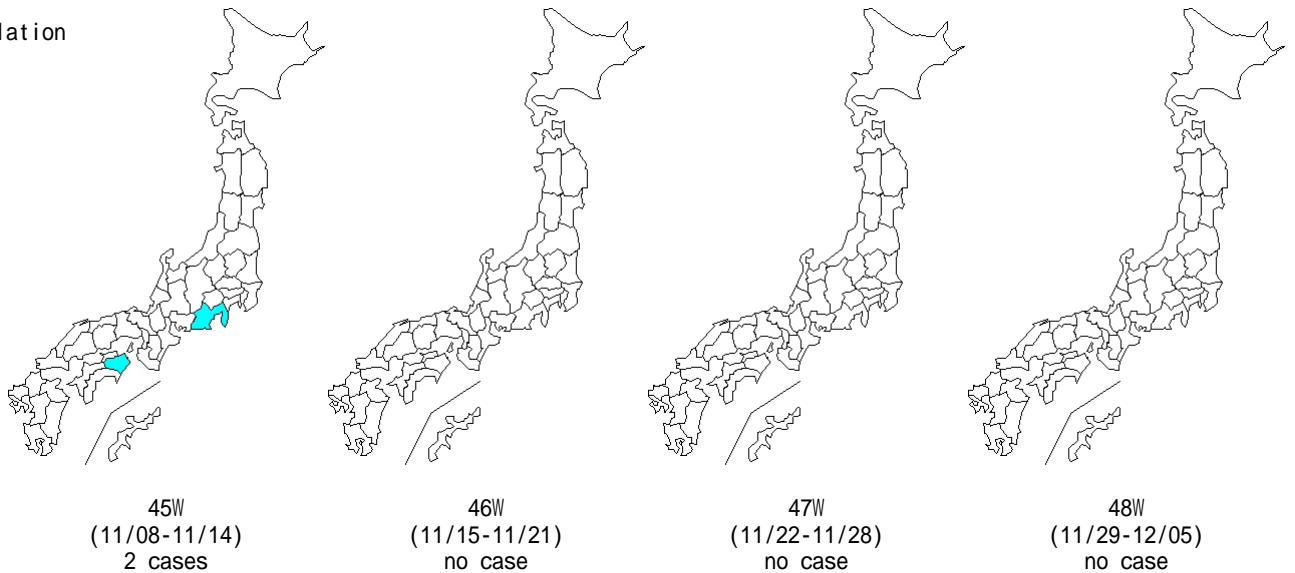
Reports of isolation



Reports of isolation



Reports of isolation



Isolation of VTEC O26 by prefecture, 2010

(Infectious Agents Surveillance Report: Data based on the reports received before December 28, 2010 from public health institutes)

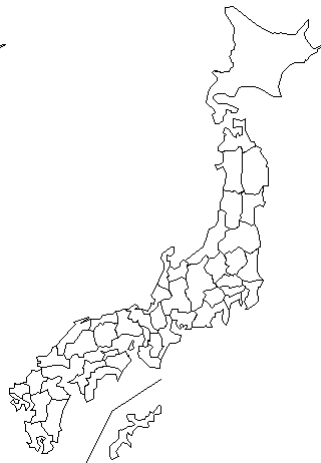


Infectious Agents Surveillance Report

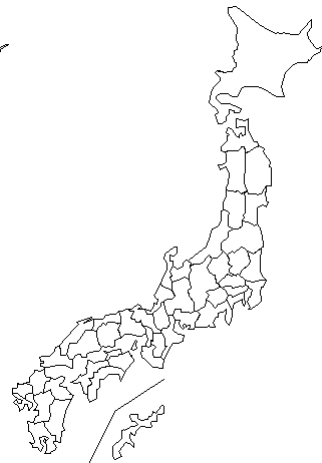
Reports of isolation



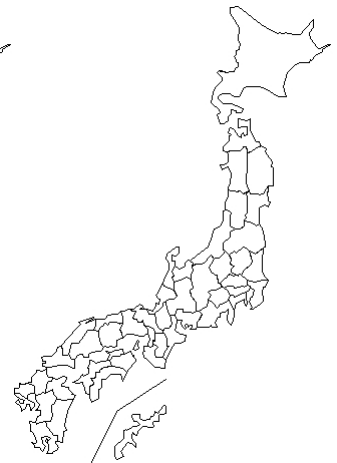
49W
(12/06-12/12)
no case



50W
(12/13-12/19)
no case



51W
(12/20-12/26)
no case



52W
(12/27-01/02)
no case

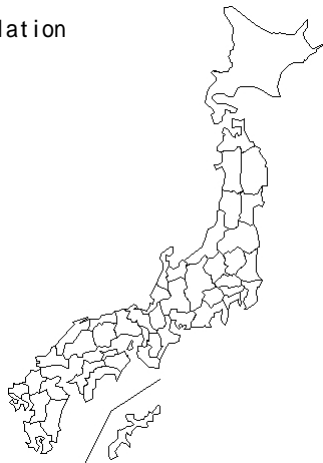
Isolation of VTEC O26 by prefecture, 2009

(Infectious Agents Surveillance Report: Data based on the reports received before December 28, 2010 from public health institutes)



Infectious Agents Surveillance Report

Reports of isolation



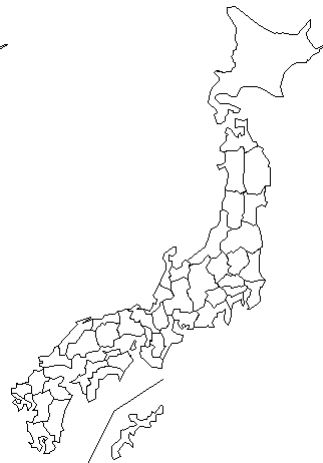
1W
(12/29-01/04)
no case



2W
(01/05-01/11)
no case

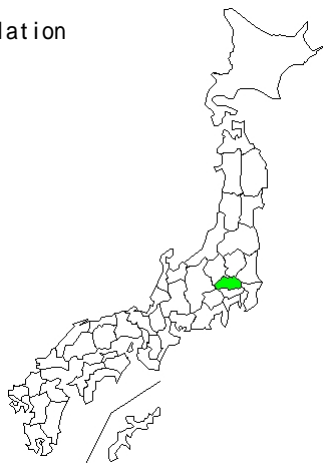


3W
(01/12-01/18)
no case



4W
(01/19-01/25)
no case

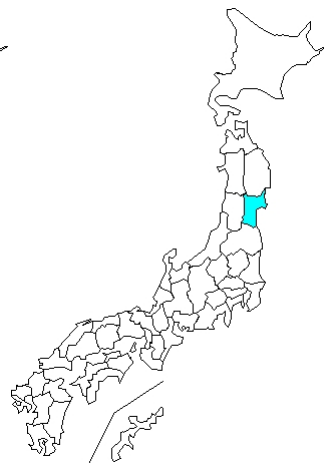
Reports of isolation



5W
(01/26-02/01)
2 cases



6W
(02/02-02/08)
no case

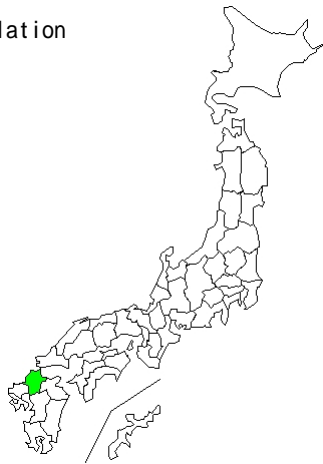


7W
(02/09-02/15)
1 case



8W
(02/16-02/22)
no case

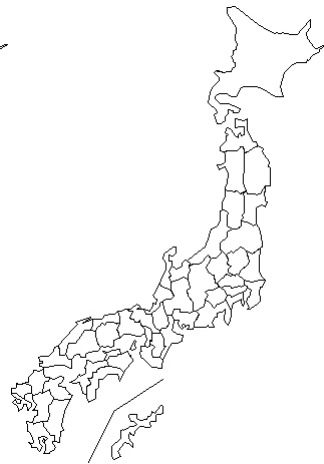
Reports of isolation



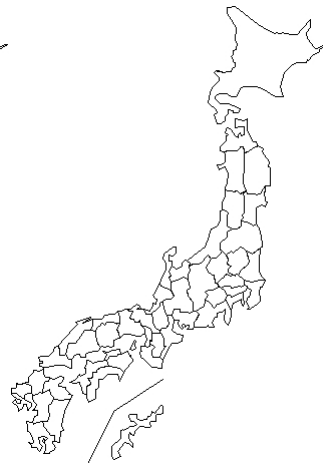
9W
(02/23-03/01)
3 cases



10W
(03/02-03/08)
no case



11W
(03/09-03/15)
no case



12W
(03/16-03/22)
no case

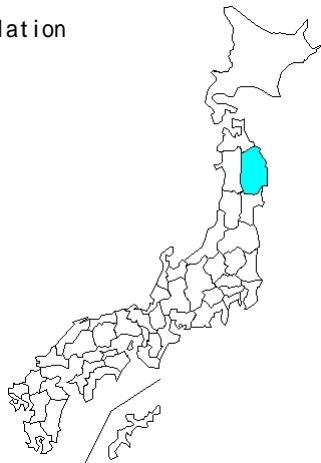
Isolation of VTEC O26 by prefecture, 2009

(Infectious Agents Surveillance Report: Data based on the reports received before December 28, 2010 from public health institutes)

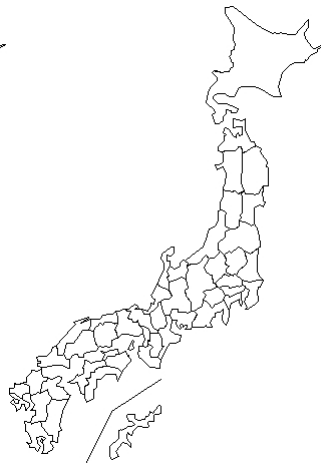


Infectious Agents Surveillance Report

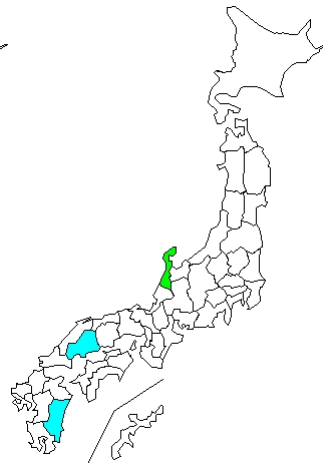
Reports of isolation



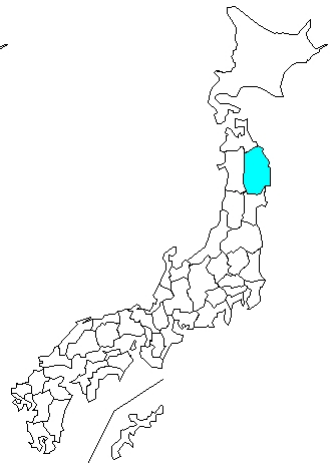
13W
(03/23-03/29)
1 case



14W
(03/30-04/05)
no case

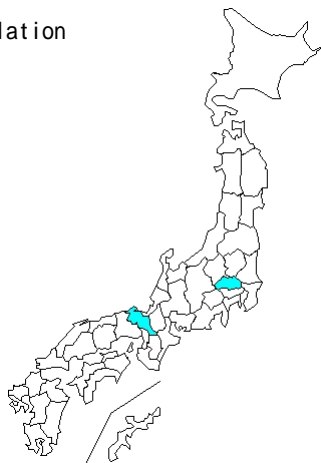


15W
(04/06-04/12)
4 cases



16W
(04/13-04/19)
1 case

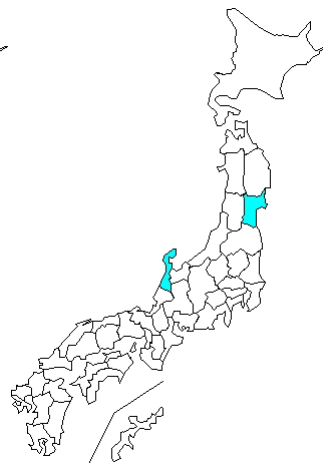
Reports of isolation



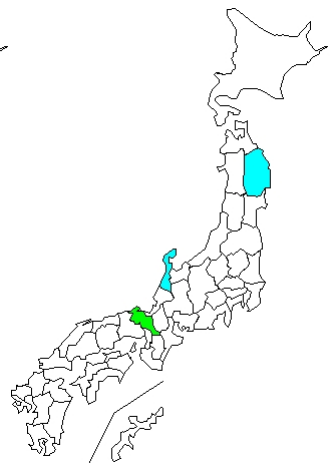
17W
(04/20-04/26)
2 cases



18W
(04/27-05/03)
1 case

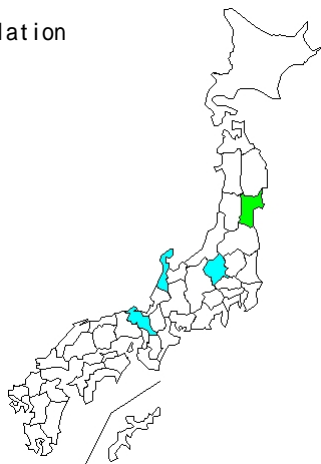


19W
(05/04-05/10)
2 cases

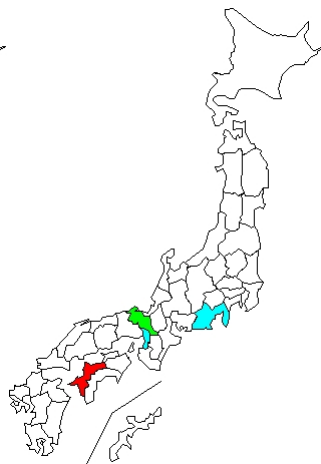


20W
(05/11-05/17)
5 cases

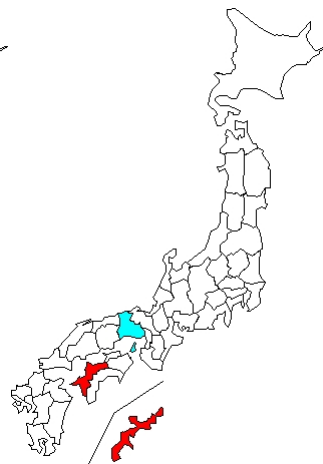
Reports of isolation



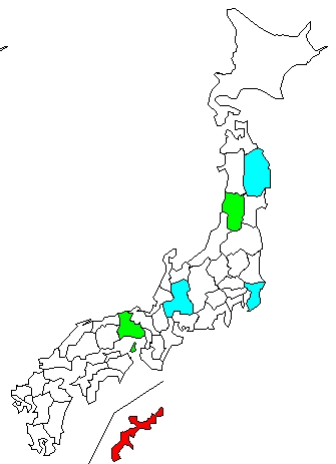
21W
(05/18-05/24)
5 cases



22W
(05/25-05/31)
31 cases



23W
(06/01-06/07)
33 cases



24W
(06/08-06/14)
27 cases

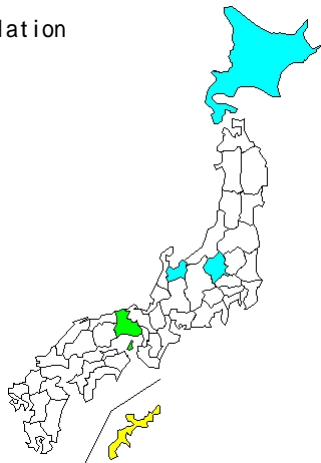
Isolation of VTEC O26 by prefecture, 2009

(Infectious Agents Surveillance Report: Data based on the reports received before December 28, 2010 from public health institutes)

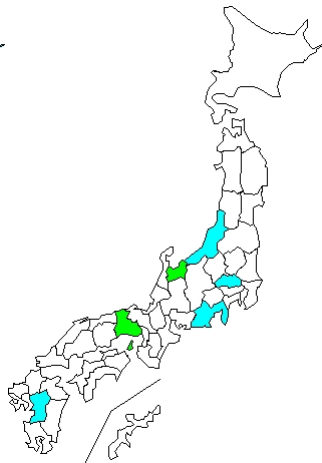


Infectious Agents Surveillance Report

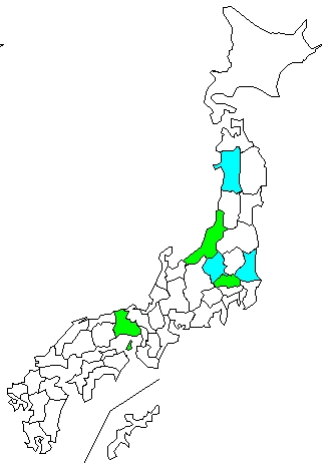
Reports of isolation



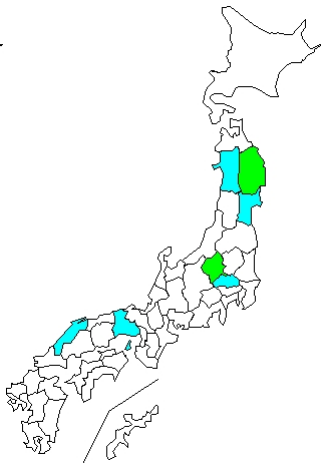
25W
(06/15-06/21)
12 cases



26W
(06/22-06/28)
11 cases

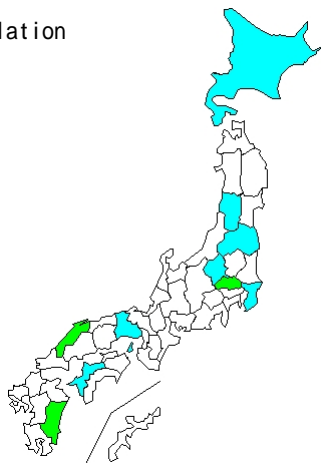


27W
(06/29-07/05)
11 cases

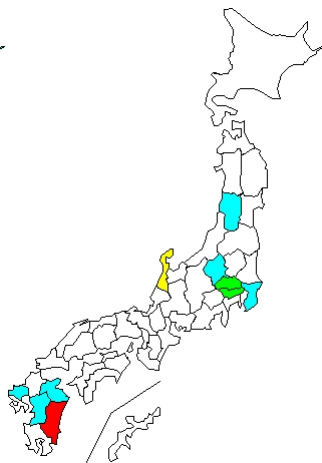


28W
(07/06-07/12)
11 cases

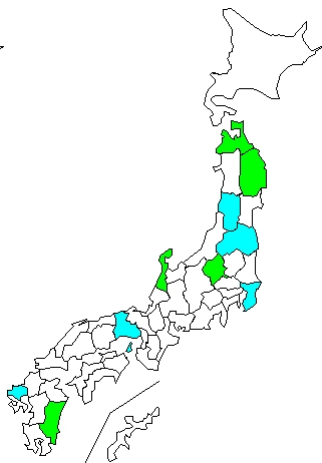
Reports of isolation



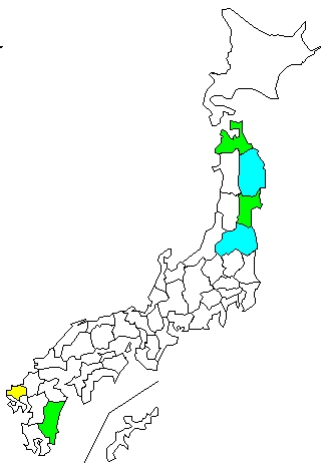
29W
(07/13-07/19)
17 cases



30W
(07/20-07/26)
33 cases

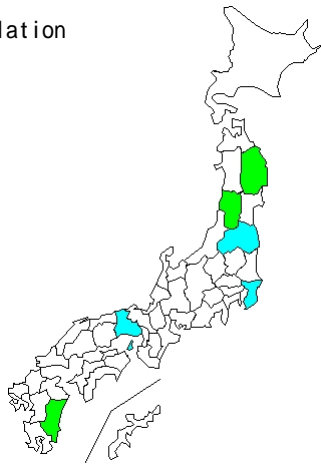


31W
(07/27-08/02)
19 cases

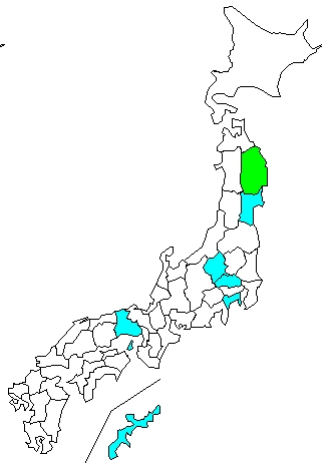


32W
(08/03-08/09)
20 cases

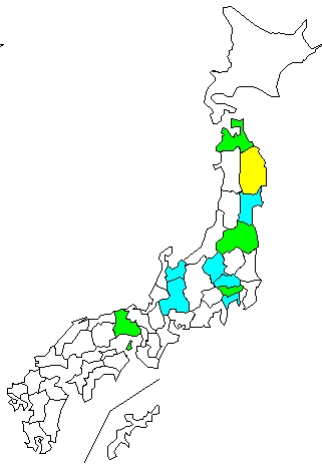
Reports of isolation



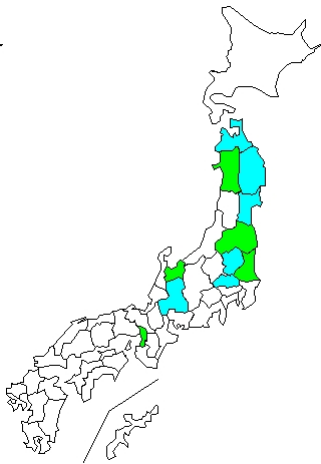
33W
(08/10-08/16)
12 cases



34W
(08/17-08/23)
9 cases



35W
(08/24-08/30)
21 cases



36W
(08/31-09/06)
17 cases

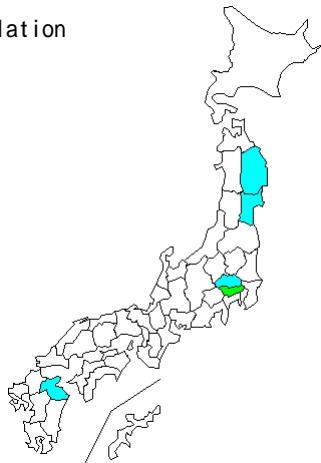
Isolation of VTEC O26 by prefecture, 2009

(Infectious Agents Surveillance Report: Data based on the reports received before December 28, 2010 from public health institutes)

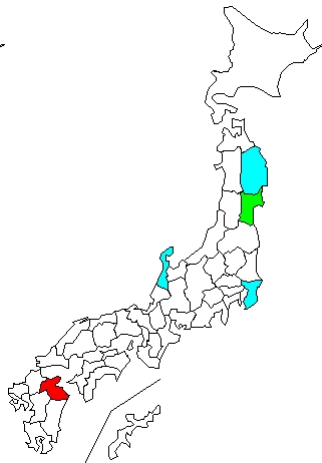


Infectious Agents Surveillance Report

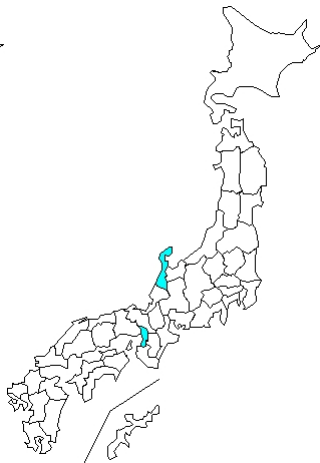
Reports of isolation



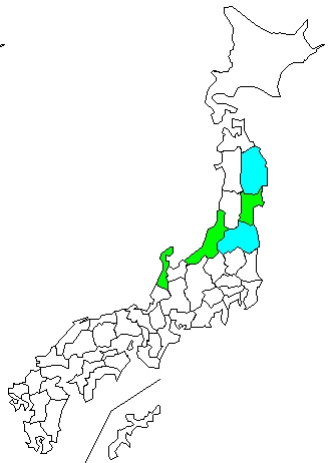
37W
(09/07-09/13)
6 cases



38W
(09/14-09/20)
22 cases

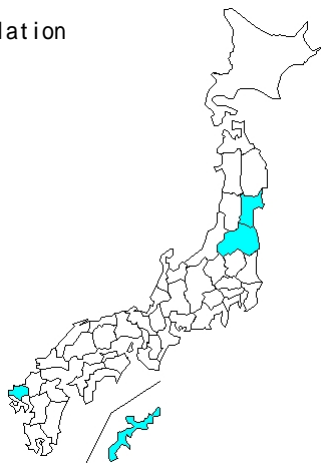


39W
(09/21-09/27)
2 cases

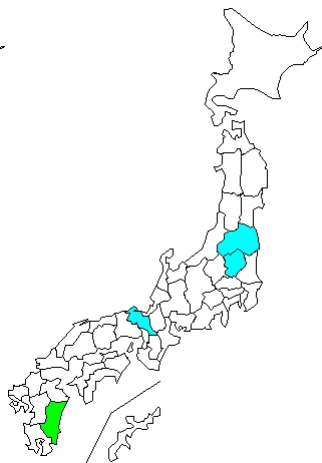


40W
(09/28-10/04)
9 cases

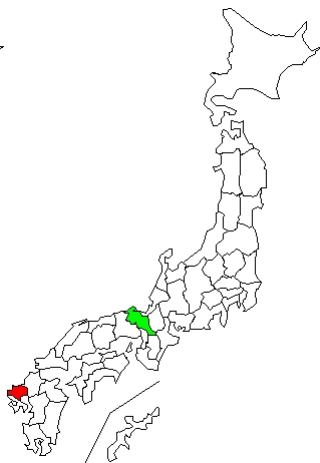
Reports of isolation



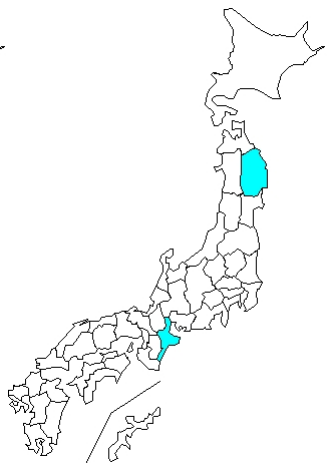
41W
(10/05-10/11)
4 cases



42W
(10/12-10/18)
5 cases

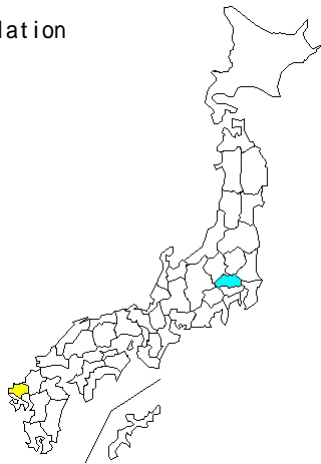


43W
(10/19-10/25)
121 cases

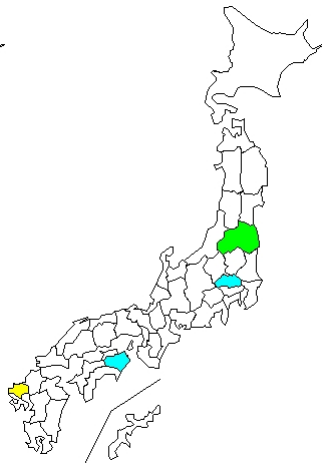


44W
(10/26-11/01)
2 cases

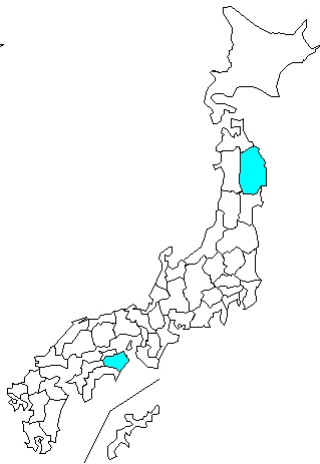
Reports of isolation



45W
(11/02-11/08)
9 cases



46W
(11/09-11/15)
11 cases



47W
(11/16-11/22)
2 cases



48W
(11/23-11/29)
no case

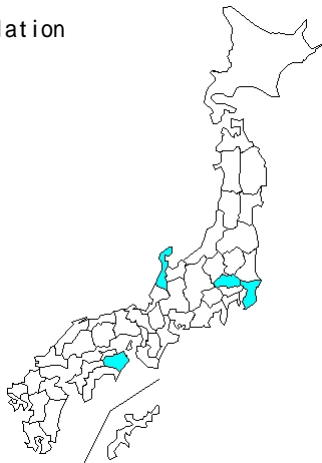
Isolation of VTEC O26 by prefecture, 2009

(Infectious Agents Surveillance Report: Data based on the reports received before December 28, 2010 from public health institutes)

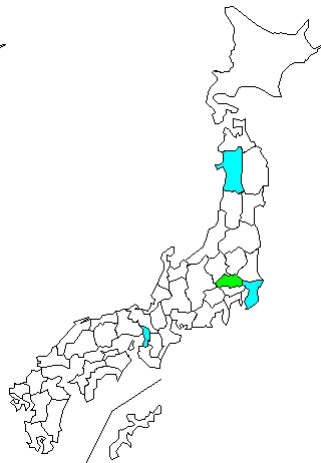


Infectious Agents Surveillance Report

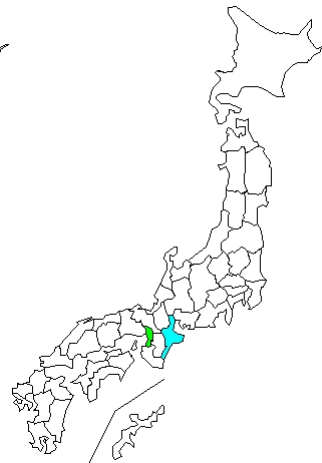
Reports of isolation



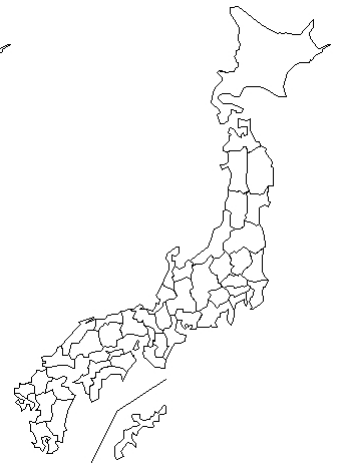
49W
(11/30-12/06)
4 cases



50W
(12/07-12/13)
5 cases

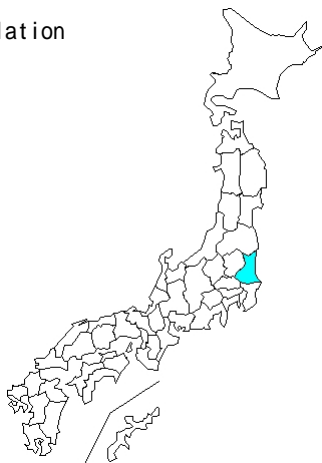


51W
(12/14-12/20)
3 cases



52W
(12/21-12/27)
no case

Reports of isolation



53W
(12/28-01/03)
1 case